



ARKANSAS RAZORBACKS

1 National Championship » 6 Final Four Appearances » 10 Sweet 16 Appearances » 31 NCAA Tournament Bids

» 2016-17 SCHEDULE »

Overall: 17-5 | SEC: 6-3 | H: 12-2 | A: 3-3 | N: 2-0

NOVEMBER (4-1)

		W/L	SCORE
11	Fort Wayne	SEC Network +	W 92-83
14	Southern Illinois	SEC Network +	W 90-65
18	UT Arlington	SEC Network +	W 71-67
22	at Minnesota	ESPN3	L 85-71
28	Mount St. Mary's	SEC Network +	W 89-76

DECEMBER (7-1)

1	Stephen F. Austin	SEC Network	W 78-62
3	Austin Peay	SEC Network +	W 99-62
6	Houston	SEC Network	W 84-72
10	North Florida	SEC Network	W 91-76
17	Texas*	ESPNU	W 77-74
20	North Dakota St.	SEC Network	W 71-55
22	Sam Houston St.#		W 90-56
29	Florida*	SEC Network	L 81-72

JANUARY (5-3)

3	at Tennessee*	SEC Network	W 82-78
7	at Kentucky*	ESPN	L 97-71
10	Mississippi State*	SEC Network	L 84-78
14	Missouri*	SEC Network	W 92-73
17	at Texas A&M*	SEC Network	W 62-60
21	LSU*	SEC Network	W 99-86
24	at Vanderbilt*	SEC Network	W 71-70
28	at Oklahoma St.%	ESPNU	L 99-71

FEBRUARY (1-0)

1	Alabama*	SEC Network	W 87-68
4	at Missouri*	SEC Network	5 p.m.
7	Vanderbilt*	SEC Network	7:30 p.m.
11	at LSU*	SEC Network	7:30 p.m.
15	at South Carolina*	SEC Network	5:30 p.m.
18	Ole Miss*	SEC Network	5 p.m.
22	Texas A&M*	SEC Network	7:30 p.m.
25	at Auburn*	SEC Network	7:30 p.m.

MARCH (0-0)

1	at Florida*	ESPN2	6 p.m.
4	Georgia*	ESPN/2	1 p.m.
8-12 SEC Tournament Nashville, Tenn.			

All times Central and subject to change
 # at Verizon Arena (North Little Rock, Ark.)
 ^ Lone Star Shootout (Houston, Texas)
 % Big12/SEC Challenge
 * SEC Game

» THE MATCHUP »

ARKANSAS RAZORBACKS (17-5, 6-3 SEC)

Head Coach: Mike Anderson (Tulsa '82)
 Record at Arkansas: 119-69 (6th Season)
 Overall Record: 319-167 (15th Season)



VS

MISSOURI TIGERS (5-16, 0-9 SEC)

Head Coach: Kim Anderson (Missouri '77)
 Record at Mizzou: 24-60 (3rd Season)
 Overall Record: 298-155 (15th Season)



» #FASTEST40 FACTS »

- Arkansas is the only SEC team to win five straight conference games in three of the last four years.

- Mike Anderson's 17 SEC road wins in the last five-plus seasons is three more than Arkansas had in the previous 10 years before he took over.

- Arkansas is 7-4 in its last 11 games away from Bud Walton Arena, including a 5-1 mark in its last six SEC road contests.

- The Razorbacks currently have the longest winning streak in SEC play at five straight victories, including two of those coming on the road.

- Arkansas has overcome at least a 12-point deficit in all three SEC road victories this season.

- The Razorbacks are tied for second in the country with 21 games scoring 70-plus points this year. A 62-60 road win at Texas A&M is Arkansas' only game this season without reaching the 70-point plateau.

- The Razorbacks are 5-0 in their last five contests decided by one possession, the longest such streak since the 1994-95 season.

- Arkansas has won six straight games decided by four points or less, including four of those coming on the road.

- The Razorbacks have road wins over 11 different SEC opponents in the last three-plus years, joining Florida (12) and Kentucky (13) as the only schools to accomplish the feat. Arkansas is only missing road wins at LSU and Florida.

» GAMEDAY INFORMATION »

DATE: Saturday, Feb. 4, 2017 | 5 p.m. CT

LOCATION: Mizzou Arena (Columbia, Mo.)

TV: SEC Network | WatchESPN

TALENT: Richard Cross (PXP), Jarvis Hayes (Analyst)

RADIO: Razorback/IMG Sports Network

TALENT: Chuck Barrett (PXP), Matt Zimmerman (Analyst)

STATS: ArkansasRazorbacks.com | StatBroadcast

SERIES RECORD: Arkansas leads, 25-21

NEXT UP: Vanderbilt - Tuesday, Feb. 7 at 7:30 p.m. CT

» A WIN WOULD... »

- Extend Arkansas' winning streak to a league-best six games in SEC play.

- Give the Razorbacks a 6-1 record in their last seven SEC road games.

- Send Arkansas to six consecutive wins against Missouri, including 3 straight victories in Columbia.

- Give head coach Mike Anderson a 7-3 record against his former team since returning to Arkansas.





« JAYLEN BARFORD

» HOW THEY COMPARE » BY THE NUMBERS »

	81.3	.463	.376	37.3	14.8	4.8	7.3	74.0	.420	.337	+1.9	1.2
	≈	≈	≈	≈	≈	≈	≈	≈	≈	≈	≈	≈
	POINTS	FG%	3FG%	BOARDS	ASSISTS	BLOCKS	STEALS	SCORING DEFENSE	FG% DEFENSE	3FG% DEFENSE	REBOUND MARGIN	AST-TO RATIO
	68.6	.390	.284	39.0	12.0	2.1	6.2	71.9	.417	.332	-1.0	0.9

#FASTEST40



NUMERICAL ROSTER »

No.	Name	Pos.	Ht.	Wt.	Yr.	Hometown/High School/Last School
0	Jaylen Barford	G	6-3	202	Jr.	Jackson, Tenn. / Motlow State CC
1	Trey Thompson	F	6-9	265	Jr.	Madison, Ark. / Forrest City HS
2	Adrio Bailey	F	6-6	204	Fr.	Campti, La. / Lakeview HS
3	Dusty Hannahs	G	6-3	203	Sr.	Little Rock, Ark. / Pulaski Academy / Texas Tech
4	Daryl Macon	G	6-3	185	Jr.	Little Rock, Ark. / Parkview HS / Holmes CC
5	Arlando Cook	F	6-8	215	Jr.	St. Louis, Mo. / Madison Prep / Connors State College
11	RJ Glasper	G	5-10	168	Fr.	Forrest City, Ark. / Forrest City HS
12	Brachen Hazen	F	6-8	195	Fr.	Fort Wayne, Ind. / Columbia City HS
13	Dustin Thomas	F	6-8	225	R-Jr.	Texarkana, Texas / Pleasant Grove HS / Colorado
15	Jonathan Holmes	G	Fr.	5-10	190	Columbia, Ill./Columbia HS
21	Manuale Watkins	G	6-3	222	Sr.	Fayetteville, Ark./Fayetteville HS
23	C.J. Jones	G	6-5	175	Fr.	Birmingham, Ala. / Central Park Christian
31	Anton Beard	G	6-0	198	Jr.	N. Little Rock, Ark./North Little Rock HS
33	Moses Kingsley	F	6-10	230	Sr.	Abuja, Nigeria/Huntington Prep (W. Va.)

COACHING STAFF »

Title	Name	Experience	Alma Mater
Head Coach	Mike Anderson	6th Year	Tulsa, '82
Associate Head Coach	Melvin Watkins	6th Year	Charlotte, '77
Assistant Coach	TJ Cleveland	6th Year	Arkansas, '02
Assistant Coach	Scotty Thurman	1st Year	Philander-Smith, '03
Director of Operations	Matt Zimmerman	6th Year	Arkansas, '90
Director of S-A Development	Jeff Daniels	6th Year	Montevallo, '82
Video Coordinator	Will Bartlett	6th Year	Missouri, '09
Special Assistant to the HC	Lee Mayberry	3rd Year	Arkansas, '15
Graduate Assistant	Kikko Haydar	2nd Year	Arkansas, '14
Graduate Assistant	Riley Hall	2nd Year	Arkansas, '16
Athletic Trainer	Dave England	33rd Year	Arkansas, '80



Jaylen Barford
Jr. | G | 6-3 | 202



Trey Thompson
Jr. | F | 6-9 | 265



Adrio Bailey
Fr. | F | 6-6 | 204



Dusty Hannahs
R-Sr. | G | 6-3 | 210



Daryl Macon
Jr. | G | 6-3 | 185



Arlando Cook
Jr. | F | 6-8 | 215



RJ Glasper
Fr. | G | 5-10 | 168



Brachen Hazen
Fr. | F | 6-8 | 195



Dustin Thomas
R-Jr. | F | 6-8 | 225



Manuale Watkins
Sr. | G | 6-3 | 222



C.J. Jones
Fr. | G | 6-5 | 175



Anton Beard
Jr. | G | 6-0 | 198



Moses Kingsley
Sr. | F | 6-10 | 230



Mike Anderson
Head Coach - 6th Season

A-Z ROSTER »

No.	Name	Yr.
2	Bailey, Adrio	Fr.
0	Barford, Jaylen	Jr.
3	Beard, Anton	Jr.
5	Cook, Arlando	Jr.
11	Glasper, RJ	Fr.
3	Hannahs, Dusty	Sr.
12	Hazen, Brachen	Fr.
15	Jonathan Holmes	Fr.
23	Jones, C.J.	Fr.
33	Kingsley, Moses	Sr.
4	Macon, Daryl	Jr.
1	Thompson, Trey	Jr.
13	Thomas, Dustin	R-Jr.
21	Watkins, Manuale	Sr.

BY STATE »

Alabama (1)		
23	Jones, C.J.	Fr.
Arkansas (6)		
3	Beard, Anton	Jr.
11	Glasper, RJ	Fr.
4	Macon, Daryl	Jr.
3	Hannahs, Dusty	Sr.
1	Thompson, Trey	Jr.
21	Watkins, Manuale	Sr.
Illinois (1)		
15	Holmes, Jonathan	Fr.
Indiana (1)		
12	Hazen, Brachen	Fr.
International (1)		
33	Kingsley, Moses	Sr.
Louisiana (1)		
2	Bailey, Adrio	Fr.
Missouri (1)		
5	Cook, Arlando	Jr.
Tennessee (1)		
0	Barford, Jaylen	Jr.
Texas (1)		
13	Thomas, Dustin	R-Jr.

BY CLASS »

FRESHMEN (4)		
2	Bailey, Adrio	Fr.
11	Glasper, RJ	Fr.
12	Hazen, Brachen	Fr.
15	Holmes, Jonathan	Fr.
23	Jones, C.J.	Fr.
JUNIORS (6)		
0	Barford, Jaylen	Jr.
3	Beard, Anton	Jr.
5	Cook, Arlando	Jr.
4	Macon, Daryl	Jr.
1	Thompson, Trey	Jr.
13	Thomas, Dustin	R-Jr.
SENIORS (3)		
3	Hannahs, Dusty	Sr.
33	Kingsley, Moses	Sr.
21	Watkins, Manuale	Sr.

THE PRONUNCIATIONS »

Adrio Bailey: A-Dree-O
Brachen Hazen: Brack-en Haiz-en
Manuale Watkins: Man-YOU-L

MACON DRAWS FIRST BLOOD »

• Daryl Macon has scored Arkansas' first points in eight of the last 14 games, with six of those eight buckets coming from behind the arc.

MAKE 'EM PAY »

• Arkansas has scored double-digit points off turnovers in 21 of 22 games this season, including 20-plus points off miscues seven different times.

MAKIN' THE FREEBIES »

• The Razorbacks are second in the SEC and rank 42nd in the country in free throw percentage at 74.9 percent, averaging 18.7 made free throws per game.

• Arkansas is the only program in the country with two players in the top 30 in the nation in free throw percentage as Daryl Macon is 22nd at .892 and Dusty Hannahs is 28th at .888.

• Arkansas has the top two free throw shooters in the SEC. Macon leads the conference and Hannahs is tied for second.

• Arkansas has the top two free throw shooters in the SEC, joining Evansville (MVC) as the only programs to hold the top two spots in a conference.

• Macon (29) and Hannahs (26) each have streaks of 25-plus made free throws this season.

THE SPLASH ZONE EFFECT »

• Arkansas ranks second in the SEC in 3-point field goal percentage at .376, but has the second fewest attempts in the league at 386, which is 176 fewer than league-leader Vanderbilt.

• The Razorbacks have made at least one 3-pointer in 928 consecutive games dating back to Jan. 7, 1989 against Texas.

RUNS AND STREAKS »

• Arkansas has recorded runs of at least 10-0 on 17 different occasions this year, including a season-high 21-0 run against Austin Peay on Dec. 3. The Razorbacks have multiple 10-0 runs in five games this year.

• The Razorbacks have held opponents scoreless for three-plus minutes 34 times this year, including at least once in 17 of 22 games this season. Arkansas held UT Arlington scoreless for a season-best 7:11 during the second half, going on a 15-0 run.

• Arkansas is +29 in scoring in the first half and +130 in the second half.

SHARING IS CARING »

• Arkansas is tied for 22nd in the country with six games of 20-plus assists this season after recording 20 helpers against LSU. The Razorbacks are 38-3 in the Mike Anderson era when dishing out 20-plus assists.

BUILDING BLOCKS »

• Moses Kingsley is 16th in the country with 2.59 blocks per game this season and has recorded at least one block in 51 of his last 55 contests.

• Has multiple blocks in 15 games, and is T-19th in the country with three games of 5+ blocks. T-11th with 11 games of 3+ blocks.

• Is currently the SEC's active leader with 220 career blocks.

ELITE COMPANY »

• With a season-high 24-point performance against LSU, Moses Kingsley joined Razorback legend Oliver Miller as the only players in program history to reach 1,000 points, 600 rebounds and 200 blocks as a Razorback.

Player	Gms	Rbds	Blks	Pts
Oliver Miller	137	886	345	1,674
Moses Kingsley	122	665	220	1,036

Note - Miller will be recognized as an Allstate® SEC Legend at the 2017 SEC Tournament.

THE OTHER GUYS' RPI »

Opponent	W/L	RPI
Kentucky	L (A)	7
Florida	L (H)	9
South Carolina	--	20
Minnesota	L (A)	24
Oklahoma State	L (A)	37
Tennessee	W (A)	38
Vanderbilt	W (A)	48
Georgia	--	50
UT Arlington	W (H)	58
Houston	W (H)	59
Alabama	W (H)	63
Ole Miss	--	65
Auburn	--	77
Texas A&M	W (A)	89
North Dakota State	W (H)	90
Sam Houston State	W (N)	119
Mississippi State	L (H)	120
Texas	W (N)	125
Fort Wayne	W (H)	133
LSU	W (H)	137
Southern Illinois	W (H)	154
Mount Saint Mary's	W (H)	165
Stephen F. Austin	W (H)	240
North Florida	W (H)	249
Missouri	W (H)	267
Austin Peay	W (H)	271

THE RPI BREAKDOWN »

vs 1-50	2-4
vs 51-100	5-0
vs 101-200	6-1
vs 201+	4-0
Overall	17-5

• Arkansas checks in at No. 28 in the daily NCAA RPI with wins in five of the last six games. The SEC has seven top 50 teams and 11 teams in the top 100.

RECORD BREAKDOWN

At Home (Bud Walton Arena)	12-2
On The Road	3-3
Neutral	1-0
Neutral (Verizon Arena)	1-0
White Uniforms	13-2
Cardinal Uniforms	4-3
Anthracite Uniforms	0-0

HALFTIME/LEADS/OVERTIME

Leading at the half, home	9-0
Leading at the half, road/neutral	1-0
Tied at the half, home	1-0
Tied at the half, road/neutral	1-0
Trailing at the half, home	2-2
Trailing at the half, road/neutral	3-3
Games decided by 5 points or fewer	5-0
Games decided by 10 points or fewer	6-2
Leading with 5:00 left	14-0
Leading with 2:00 left	15-0
Overtime games	0-0

OFFENSE

Scoring less than 70 points	1-0
Scoring 70-79 points	5-5
Scoring 80-89 points	4-0
Scoring 90-99 points	7-0
Scoring 100+ points	0-0
2 Players Or Less in Double Figures	2-0
3 Players in Double Figures	2-1
4 Players in Double Figures	6-4
5 Players in Double Figures	6-0
6 Players in Double Figures	1-0
7 Players in Double Figures	0-0
1 Player Scores 20 Points	3-2
2 Players Score 20 Points	0-0
When shooting 50 percent or higher	8-0
When shooting less than 50 percent	9-5

REBOUNDING/TURNOVERS

When outrebounding opponent	13-1
When outrebounded	4-3
When rebounds are even	0-1
When grabbing 10+ offensive reb	15-4
When forcing 15+ turnovers	7-1
When committing less than 15 turnovers	16-4
When committing 15+ turnovers	1-1

Top Scorers (Includes Ties)

Dusty Hannahs	7-1
Daryl Macon	7-2
Moses Kingsley	2-1
Jaylen Barford	1-1
Adrio Bailey	1-0
Anton Beard	1-0

Top Rebounders (Includes Ties)

Moses Kingsley	14-3
Dustin Thomas	2-2
Anton Beard	1-0
Jaylen Barford	1-0
Manuale Watkins	1-1
Adrio Bailey	1-0
Arlando Cook	1-0
Daryl Macon	1-0

Months

In November	4-1
In December	7-1
In January	5-3
In February	1-0

» QUICK FACTS »

ABOUT ARKANSAS

Location.....	Fayetteville, Ark.
Enrollment	27,194
Founded.....	1871
Colors	Cardinal (PMS 201) and White
Nickname.....	Razorbacks
Conference.....	Southeastern (SEC)
Arena (Capacity).....	Bud Walton Arena (19,200)

ADMINISTRATION

System President.....	Dr. Donald R. Bobbitt
Chancellor.....	Dr. Joseph E. Steinmetz
Vice Chancellor and Athletic Director	Jeff Long
Faculty Representative	Dr. Sharon Hunt

COMMUNICATIONS

Associate Communications Director.....	David Beall
Email	jdb048@uark.edu
Office Phone.....	479-575-3114
Cell Phone.....	479-445-5336
Twitter	@Beall_sid
Secondary Contact	Brent Hull
Email	bwh003@uark.edu
Office Fax.....	479-575-7481
Athletic Website	ArkansasRazorbacks.com
Bud Walton Arena Press Row.....	479-575-6622
Arkansas Ticket Office.....	479-575-5151

HISTORY

First Year	1923-24
Seasons.....	94th
Overall Conference Championships . 24 (2 SEC, 22 SWC)	
SEC Overall Championships	2 (1992, 1994)
SEC Division Championships ..	4 (1992, 1993, 1994, 1995)
SEC Tournament Championships	1 (2000)
NCAA Tournament Bids	31*
National Championships.....	1 (1994)
National Runner-Up.....	1 (1995)
NCAA Final Fours.....	6 (1941, 1945, 1978, 1990, 1994, 1995)
NCAA Elite Eight	6 (1978, 1979, 1990, 1994, 1995)
NCAA Sweet 16	10
NIT Record (App.)	5-4 (3)

* - Arkansas also received a bid in 1944 but was unable to participate due to a car accident. Total number of appearances is 30.

» THE LITTLE THINGS MATTER »

Player	Deflections	Charges	Steals	Dunks	Blocks
Adrio Bailey	28	--	6	3	4
Jaylen Barford	73	--	19	5	4
Anton Beard	77	5	22	--	--
Arlando Cook	58	--	10	--	9
Dusty Hannahs	38	2	10	--	2
Brachen Hazen	2	--	--	--	--
Jonathan Holmes	1	--	--	--	--
C.J. Jones	14	--	1	2	5
Moses Kingsley	133	4	16	10	57
Daryl Macon	78	2	25	3	2
Trey Thompson	68	--	10	4	19
Dustin Thomas	68	3	12	1	4
Manuale Watkins	75	1	30	--	--
Totals	713	17	161	28	106

» HONORS AND AWARDS »

Moses Kingsley

- Allstate NABC Good Works Team Nominee
- Preseason SEC Player of the Year (Media)
- Preseason first team All-SEC (Coaches)
- Wooden Award Watch List
- Naismith Trophy Watch List
- Kareem Abdul-Jabbar Award Watch List
- Lute Olson Award Watch List
- Ranked No. 6 big man in the country by NBC Sports
- Ranked No. 21 player in the nation by NBC Sports
- Ranked No. 18 player in the nation by CBS Sports

Dusty Hannahs

- Preseason second team All-SEC (Coaches)
- Jerry West Award Watch List
- Ranked No. 97 player in the nation by CBS Sports

Jaylen Barford

- One of 15 Impact JUCO Transfers by Jon Rothstein

Daryl Macon

- One of 15 Impact JUCO Transfers by Jon Rothstein
- MVP of the Lone Star Shootout

Watch List Note

- Arkansas is one of 7 programs in the country to put players on watch lists for the Jerry West Award as the top shooting guard in the country and the Kareem Abdul-Jabbar Award as the nation's top center.

» PROHOGS BY THE NUMBERS »

#PR HOGS

37

» Arkansas has had 37 all-time NBA Draft selections from 35 different players in program history.

16

» The Razorbacks have 16 All-Star game appearances by Joe Johnson (7), Sidney Moncrief (5) and Alvin Robertson (4).

12

» Arkansas has 12 first round NBA Draft picks in program history with Sidney Moncrief going No. 5 overall in 1979.

#PROHOGS PRODUCTION »

Arkansas has had 29 former players go on to play in the NBA, including three this season as listed below.

Player	Team	Yrs	Draft Class
Joe Johnson	Jazz	16th	2001 - 10th (BOS)
Patrick Beverley	Rockets	5th	2009 - 42nd (LAL)
Bobby Portis	Bulls	2nd	2015 - 22nd (CHI)

MISCELLANEOUS STATISTICS »

Double-Figure Scoring Games

Player	12-13	13-14	14-15	15-16	16-17	Career
Dusty Hannahs	7	11	--	28	19	65
Moses Kingsley	--	2	2	30	17	51
Anton Beard	--	--	8	7	12	27
Daryl Macon	--	--	--	--	17	17
Jaylen Barford	--	--	--	--	16	16
Manuale Watkins	--	--	0	6	2	8
Dustin Thomas	--	1	3	--	3	7
Trey Thompson	--	--	0	2	--	2
C.J. Jones	--	--	--	--	2	2
Adrio Bailey	--	--	--	--	1	1

20-Point Scoring Games

Player	12-13	13-14	14-15	15-16	16-17	Career
Dusty Hannahs	1	1	--	13	2	17
Moses Kingsley	--	0	0	8	1	9
Daryl Macon	--	--	--	--	2	2
Jaylen Barford	--	--	--	--	1	1

30-Point Scoring Games

Player	12-13	13-14	14-15	15-16	16-17	Career
Dusty Hannahs	0	0	--	1	--	1

3 + Three-Pointers in a Game

Player	12-13	13-14	14-15	15-16	16-17	Career
Dusty Hannahs	6	4	--	18	6	34
Daryl Macon	--	--	--	--	8	8
Anton Beard	--	--	2	1	1	4
Manuale Watkins	--	--	--	--	1	1
Dustin Thomas	--	1	--	--	--	1
C.J. Jones	--	--	--	--	1	1
Jaylen Barford	--	--	--	--	1	1

5 + Three-Pointers in a Game

Player	12-13	13-14	14-15	15-16	16-17	Career
Dusty Hannahs	--	1	--	3	2	6

Double Figure Rebounding Games

Player	12-13	13-14	14-15	15-16	16-17	Career
Moses Kingsley	--	1	0	16	7	24

Double-Doubles

Player	12-13	13-14	14-15	15-16	16-17	Career
Moses Kingsley	--	1	0	16	4	21

5 + Assist Games

Player	12-13	13-14	14-15	15-16	16-17	Career
Daryl Macon	--	--	--	--	5	5
Manuale Watkins	--	0	1	1	--	2
Moses Kingsley	--	0	1	0	1	2
Anton Beard	--	--	--	--	2	2
Trey Thompson	--	--	0	1	--	1

3 + Steals in a Game

Player	12-13	13-14	14-15	15-16	16-17	Career
Manuale Watkins	--	0	3	3	4	10
Anton Beard	--	--	4	1	1	6
Moses Kingsley	--	0	0	3	--	3
Daryl Macon	--	--	--	--	2	2
Jaylen Barford	--	--	--	--	2	2
Dusty Hannahs	0	0	--	1	--	1
Dustin Thomas	--	--	1	--	--	1

3 + Blocks in a Game

Player	12-13	13-14	14-15	15-16	16-17	Career
Moses Kingsley	--	7	5	13	11	36
Trey Thompson	--	--	0	2	--	2
C.J. Jones	--	--	--	--	1	1
Arlando Cook	--	--	--	--	1	1

THE MISSOURI SERIES »

• Arkansas leads the all-time series 25-21 against Missouri, including five consecutive wins against the Tigers that featured a 92-73 victory on Jan. 14 in BWA.

• The Razorbacks have won two straight games in Columbia, including last year's 33-point rout, marking the largest margin of victory by a Mike Anderson-coached team in SEC play.

• Last year in Columbia, Arkansas set the school record for field goal percentage in a SEC game, going 37-of-59 from the floor for 62.7 percent. Moses Kingsley (8-8) and Dusty Hannahs (8-10) combined to go 16-of-18 from the field for 44 points.

SERIES INFORMATION

All-Time Series: Arkansas leads, 25-21

Since Missouri Joined The SEC: Arkansas leads, 6-3

At Mizzou Arena: Tied, 3-3

LAST 5 GAMES

Date	Rank	Opponent	Result	Location
01/14/2017	--	Missouri*	W, 92-73	Fayetteville, Ark.
02/20/2016	--	Missouri*	W, 84-72	Fayetteville, Ark.
01/12/2016	--	at Missouri*	W, 94-61	Columbia, Mo.
02/18/2015	#18	Missouri*	W, 84-69	Fayetteville, Ark.
01/24/2015	--	at Missouri*	W, 61-60	Columbia, Mo.

RECORD WATCH IN 2016-17 »

MOSES KINGSLEY »

• 37 made free throws shy of tying Darrell Walker for 10th all-time in school history with 333 career free throws made.

• 28 free throw attempts shy of tying Ronnie Brewer for 10th all-time in school history with 486 free throws attempted in a career.

• 8 rebounds shy of tying Todd Day for 8th all-time in school history.

• Currently ranks 4th all-time with 220 career blocked shots. Is 32 blocked shots shy of tying Andrew Lang for 3rd in school history.

DUSTY HANNAHS »

• On pace to finish in the top-three in school history for career free throw percentage.

• 27 made 3-pointers shy of tying Brandon Dean for 10th all-time in school history for made 3-pointers.

• Reached the 1,000-point mark for his career in the season opener against Fort Wayne with 462 coming at Texas Tech and now 843 coming at Arkansas. He needs to average 15.7 points per game for the remainder of the season to finish with 1,000 points as a Razorback.

PERFECTION IN THE PALACE »

• Since Mike Anderson came back to Arkansas, the Razorbacks are tied for the fourth-most home victories in the country with 92.

• Arkansas is one of five teams in the country with 90-plus wins and fewer than 15 losses at home over the last six seasons. The Razorbacks are 92-14 (.868) at BWA under Anderson.

• The Razorbacks are 55-1 (.982) against unranked non-conference opponents inside Bud Walton Arena under Anderson.

THE ART OF ORGANIZED CHAOS »

• During the Mike Anderson era over the last five-plus years, Arkansas is tied for sixth in the country and ranks second the nation among high major programs in forcing the opponent to 25-plus turnovers in a game. It's happened nine times and the Razorbacks are 9-0 in those contests. During the same span, Arkansas is 27-2 when forcing 20 turnovers in a game, including 1-0 this season.

» BY THE NUMBERS »

5

» Five current Razorbacks have received SEC All-Academic honors during their career.

13

» Arkansas has had 13 current and former players graduate since May 2014, averaging four graduates per academic year.

3.0

» Over the last calendar year, the Razorbacks have had a cumulative grade point average of 3.097.

PLAY HARD ACT RIGHT

• Senior Dusty Hannahs completed his undergrad in December and graduated from the Walton College of Business with a degree in Supply Chain Management.

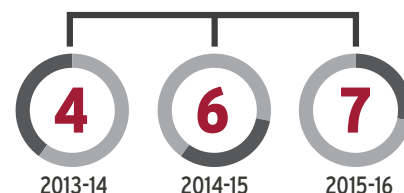
• Moses Kingsley and Manuale Watkins are slated to graduate on time this spring.

• Trey Thompson is set to graduate a year early this summer and start graduate school next fall during his senior year.

• Eleven of the 14 players had a 3.0 or higher GPA during the summer term.

17

SEC Academic Honor Roll Players over the last three seasons



» THE NATIONAL POLLS »

Associated Press Poll - (Jan. 30)

RK	TEAM	RECORD	POINTS
1	Gonzaga (46)	22-0	1,594
2	Baylor (6)	20-1	1,504
3	Kansas (9)	19-2	1,503
4	Villanova (4)	20-2	1,479
5	Arizona	20-2	1,387
6	Louisville	18-4	1,237
7	West Virginia	17-4	1,101
8	Kentucky	17-4	1,083
9	Virginia	16-4	1,061
10	Wisconsin	18-3	1,058
11	UCLA	19-3	993
12	North Carolina	19-4	965
13	Oregon	19-3	863
14	Cincinnati	19-2	756
15	Florida State	18-4	727
16	Butler	18-4	717
17	Maryland	19-2	518
18	Saint Mary's	19-2	409
19	South Carolina	17-4	384
20	Notre Dame	17-5	363
21	Duke	16-5	339
22	Creighton	19-3	307
23	Purdue	17-5	264
24	Florida	16-5	213
25	Northwestern	18-4	106

Others receiving votes: SMU 69, Xavier 67, USC 29, Wichita St 8, Akron 5, Middle Tennessee 5, VCU 3, Virginia Tech 2, Illinois State 2, New Mexico State 2, Utah 1, Iowa State 1

USA Today Coaches Poll (Jan. 30)

RK	TEAM	RECORD	POINTS
1	Gonzaga (24)	22-0	785
2	Kansas (7)	19-2	749
3	Baylor	20-1	720
4	Villanova (1)	20-2	719
5	Arizona	20-2	672
6	Kentucky	17-4	583
7	Louisville	18-4	525
8	UCLA	19-3	518
9	Wisconsin	18-3	509
10	North Carolina	19-4	499
11	Virginia	16-4	470
12	West Virginia	17-4	457
13	Oregon	19-3	451
14	Cincinnati	19-2	360
15	Butler	18-4	328
16	Florida State	18-4	321
17	Maryland	19-2	253
18	Notre Dame	17-5	228
19	Saint Mary's	19-2	214
20	South Carolina	17-4	191
21	Duke	16-5	165
22	Creighton	19-3	159
23	Florida	16-5	137
24	Purdue	17-5	106
25	Xavier	15-6	97

Others receiving votes: Northwestern 73, SMU 33, USC 24, Miami 19, Middle Tennessee 9, UNC Wilmington 8, New Mexico State 7, Indiana 3, Nevada 3, Wichita St 3, Akron 1, Kansas State 1

» WEEK-BY-WEEK RANKINGS »

WEEK	AP	COACHES	NCAA RPI
Preseason	NR	RV	--
Nov. 14	NR	RV	--
Nov. 21	NR	RV	--
Nov. 28	NR	RV	--
Dec. 5	NR	RV	19
Dec. 12	NR	RV	29
Dec. 19	NR	RV	26
Dec. 26	RV	RV	19
Jan. 2	NR	NR	41
Jan. 9	NR	NR	26
Jan. 16	NR	NR	41
Jan. 23	NR	NR	33
Jan. 30	NR	NR	29
Feb. 6			
Feb. 13			
Feb. 20			
Feb. 27			
March 6			
March 13			
Final			

The Last time Arkansas was ranked in the AP...

Top 25:	No. 21	March 16, 2015
Top 15:	No. 15	Nov. 14, 2000
Top 10:	No. 6	1994-95 Final Poll
Top 5:	No. 5	March 7, 1995
No. 1:	No. 1	1994-95 Preseason Poll

DANIEL GAFFORD

El Dorado, Arkansas • El Dorado High School

ESPN.com	★★★★
247Sports.com	★★★★
Rivals.com	★★★★
Scout.com	★★★★
Future150.com	★★★★



- Ranked as the No. 1 player in the state of Arkansas and the No. 11 power forward in the 2017 class by 247Sports.com.

- Is a consensus top 50 player and as high as No. 30 in the class by Rivals.com.

- Averaging a double-double with 17.7 points, 17.1 rebounds and 8.2 blocks per game as a senior.

- Invited to the Nike Academy in Los Angeles in July.

- Participated in the Nike Elite 100 Camp and the Nike Peach Invite with Arkansas Team Portis Wings.

KHALIL GARLAND

Little Rock, Arkansas • Parkview High School

ESPN.com	★★★★
247Sports.com	★★★★
Rivals.com	★★★
Scout.com	★★★
Future150.com	★★★



- Ranked as the No. 2 player in the state of Arkansas, the No. 12 guard in the 2017 class and No. 54 overall by ESPN.

- Averaging 17.1 points, 5.0 rebounds, 3.1 assists and 2.4 steals a game during his senior season.

- Named the 2016 State Tournament MVP after leading the Patriots to the 2016 Arkansas 6A State Championship behind a 20-point performance in the title game.

- Earned All-State and All-Tournament honors during his junior campaign.

DARIOUSHALL

Little Rock, Arkansas • Mills Univ. Studies HS

ESPN.com	★★★★
247Sports.com	★★★
Rivals.com	★★★
Scout.com	★★★
Future150.com	★★★



- Ranked as the No. 4 player in the state of Arkansas and the No. 50 power forward in the 2017 class by 247Sports.com.

- Currently averaging 15.8 points, 8.9 rebounds per game as a senior.

- Is a two-time All-State and All-Conference selection at Mills University Studies High School.

- Played in the Nike EYBL Peach Jam for Team Penny.

- Participated in the Adidas Uprising Gauntlet, averaging 15.3 points and 7.0 rebounds per game.



» A LOOK AT THE **FUTURE** »

"These three individuals will come in and make the **STATE** of Arkansas **PROUD**." - Mike Anderson

The 2017 All-Arkansas early signees are a unanimous **TOP 25 CLASS** and as high as No. 14 in the country by ESPN.com

"It is **AWESOME** when we can have players in our state come in and **IMPACT** our program." - Mike Anderson

MIKE ANDERSON



CAREER NUMBERS

At Arkansas: 119-69 (6th Year)

2016-17	»	17-5
2015-16	»	16-16
2014-15	»	27-9 (NCAA, Third Round)
2013-14	»	22-12 (NIT, Second Round)
2012-13	»	19-13
2011-12	»	18-14

At Missouri: 111-57 (5 Years)

2010-11	»	23-11 (NCAA Second Round)
2009-10	»	23-11 (NCAA Second Round)
2008-09	»	31-7 (NCAA Elite Eight)
2007-08	»	16-16
2006-07	»	18-12

At Alabama-Birmingham (UAB): 89-41 (4 Years)

2005-06	»	24-7 (NCAA First Round)
2004-05	»	22-11 (NCAA Second Round)
2003-04	»	22-10 (NCAA Sweet 16, C-USA Co-Champs)
2002-03	»	21-13 (NIT Quarterfinals)

Overall Record **319-167 (15th Year)**

IT'S A NUMBERS GAME

Postseason Tournaments

1 2 3 4 5 6 7 8 9

20-Win Seasons

1 2 3 4 5 6 7 8 9

NCAA Tournaments

1 2 3 4 5 6 7

30-Win Seasons

1

Losing Seasons

0

PERSONAL INFO

Born: Dec. 12, 1959
Hometown: Birmingham, Ala.
Alma Mater: Tulsa (1982)
Wife: Marcheita
Children: Darcheita, Michael Jr., Yvonne
Date Named Head Coach at Arkansas: March 23, 2011

HEAD COACH
6TH SEASON AT ARKANSAS
15TH SEASON OVERALL

The Razorback Nation welcomed home one of its own on March 23, 2011, when Mike Anderson was named the 12th head men's basketball coach in Arkansas history. Charged with bringing back the winning tradition that was synonymous with the Razorback program throughout the '80s and '90s, Anderson enters his sixth season at Arkansas and 15th year as a head coach in 2016-17.

After losing 72 percent of scoring production heading into the 2015-16 season, Anderson continued his history of developing players as Arkansas finished third in the Southeastern Conference in scoring at 78.2 points per game and paced the league in three-point field goal percentage, turnover margin and assist/turnover ratio. Despite dropping eight games by four points or less, Arkansas never wavered and caught fire toward the end of the season to win four of its final five regular season games and finish eighth in the SEC. The Razorbacks became one of five teams to post a .500 or better record in conference play each of the last four years.

A longtime assistant and associate head coach at Arkansas, Anderson spent a combined nine years as a head coach at the University of Alabama-Birmingham and the University of Missouri before returning to the Razorbacks.

One of just 10 current Division I head coaches with 10-plus years of experience and no losing seasons, Anderson's 14 years at the helm of a program have resulted in a 302-162 record, nine 20-win campaigns, seven NCAA Tournament appearances, two Sweet Sixteen berths and a run to the 2009 Elite Eight.

During his first five seasons at Arkansas, Anderson produced a 102-64 record and was the first head coach in program history to win 18 or more games in each of his first four years. Anderson has also re-established Bud Walton Arena as one of the toughest places to play and brought excitement back to the tradition-rich program. In his first five years, Arkansas has won 80 games (80-12) in Bud Walton Arena, including an arena-record 17 during each of his first three years. The 2012-13 squad posted just the third unbeaten SEC home record (9-0) in program history and the first since 1998. The success on-and-off the court has translated into fan support as Arkansas returned to the top 25 in national attendance the first four years, including No. 11 in 2014-15.

CONSISTENCY

Head coach Mike Anderson is one of just 10 current Division I coaches with 10-plus years of head coaching experience and no losing seasons. Anderson and Thad Matta are the only coaches to accomplish the feat during stops at three different institutions.

Coach	Schools	Yrs
Roy Williams	Kansas/UNC	27
Tom Izzo	Michigan State	20
Mark Few	Gonzaga	16
Thad Matta	Butler/Xavier/Ohio State	15
Mike Anderson	UAB/Missouri/Arkansas	14
Jamie Dixon	Pittsburgh	12
Sean Miller	Xavier/Arizona	11
Andy Kennedy	Cincinnati/Ole Miss	10
Dave Rose	BYU	10
Ben Jacobson	Northern Iowa	10

» ARKANSAS GAME HIGHS »

POINTS	99	LSU (01/21/17)
	99	AUSTIN PEAY (12/03/16)
FIELD GOALS MADE	40	AUSTIN PEAY (12/03/16)
	35	FORT WAYNE (11/11/16)
FIELD GOAL ATTEMPTS	77	AUSTIN PEAY (12/03/16)
	67	MOUNT ST. MARY'S (11/28/16)
FIELD GOAL PERCENTAGE	.559 (33-59)	MISSOURI (01/14/17)
	.532 (33-62)	LSU (01/21/17)
3 PT FIELD GOALS MADE	13	SOUTHERN ILLINOIS (11/14/16)
	11	ALABAMA (02/01/17)
3 PT FG ATTEMPTS	23	ALABAMA (02/01/17)
	23	MISSOURI (01/14/17)
	23	AUSTIN PEAY (12/03/16)
	23	SOUTHERN ILLINOIS (11/14/16)
3 PT FG PERCENTAGE	.565 (13-23)	SOUTHERN ILLINOIS (11/14/16)
	.500 (8-16)	LSU (01/21/17)
FREE THROWS MADE	29	vs Texas (12/17/16)
	27	SAM HOUSTON STATE (12/22/16)
FREE THROW ATTEMPTS	40	SAM HOUSTON STATE (12/22/16)
	35	LSU (01/21/17)
FREE THROW PERCENTAGE	.935 (29-31)	vs Texas (12/17/16)
	.909 (10-11)	AUSTIN PEAY (12/03/16)
REBOUNDS	49	SAM HOUSTON STATE (12/22/16)
	47	AUSTIN PEAY (12/03/16)
ASSISTS	28	AUSTIN PEAY (12/03/16)
	23	SOUTHERN ILLINOIS (11/14/16)
STEALS	13	NORTH FLORIDA (12/10/16)
	12	STEPHEN F. AUSTIN (12/01/16)
BLOCKED SHOTS	11	AUSTIN PEAY (12/03/16)
TURNOVERS	21	at Minnesota (11/22/16)
	16	NORTH DAKOTA STATE (12/20/16)
FOULS	31	at Kentucky (1/7/17)
	29	FORT WAYNE (11/11/16)

» ARKANSAS GAME LOWS »

POINTS	62	at Texas A&M (01/17/17)
FIELD GOALS MADE	21	UT ARLINGTON (11/18/16)
	21	at Texas A&M (01/17/17)
FIELD GOAL ATTEMPTS	52	at Texas A&M (01/17/17)
	53	UT ARLINGTON (11/18/16)
FIELD GOAL PERCENTAGE	.355 (22-62)	vs Texas (12/17/16)
	.393 (24-61)	NORTH DAKOTA STATE (12/20/16)
3 PT FIELD GOALS MADE	1	at Minnesota (11/22/16)
	3	STEPHEN F. AUSTIN (12/01/16)
3 PT FG ATTEMPTS	8	at Minnesota (11/22/16)
	11	at Tennessee (01/03/17)
3 PT FG PERCENTAGE	.125 (1-8)	at Minnesota (11/22/16)
	.231 (3-13)	STEPHEN F. AUSTIN (12/01/16)
FREE THROWS MADE	10	AUSTIN PEAY (12/03/16)
	13	at Texas A&M (01/17/17)
FREE THROW ATTEMPTS	11	AUSTIN PEAY (12/03/16)
	16	NORTH DAKOTA STATE (12/20/16)
FREE THROW PERCENTAGE	.619 (13-21)	at Texas A&M (01/17/17)
	.621 (18-29)	ALABAMA (02/01/17)
REBOUNDS	29	STEPHEN F. AUSTIN (12/01/16)
	29	at Kentucky (1/7/17)
	29	MISSISSIPPI STATE (01/10/17)
	29	at Oklahoma State (01/28/17)
ASSISTS	6	at Vanderbilt (01/24/17)
	7	at Oklahoma State (01/28/17)
STEALS	3	at Kentucky (1/7/17)
	3	LSU (01/21/17)
BLOCKED SHOTS	0	MISSISSIPPI STATE (01/10/17)
	1	MOUNT ST. MARY'S (11/28/16)
	1	STEPHEN F. AUSTIN (12/01/16)
	1	LSU (01/21/17)
TURNOVERS	7	MOUNT ST. MARY'S (11/28/16)
	8	at Kentucky (1/7/17)
FOULS	15	NORTH FLORIDA (12/10/16)
	17	MOUNT ST. MARY'S (11/28/16)

» ARKANSAS INDIVIDUAL GAME HIGHS »

Points	24	Kingsley, Moses vs LSU (01/21/17)
	23	Macon, Daryl vs Texas (12/17/16)
	23	Hannahs, Dusty vs Fort Wayne (11/11/16)
	22	Macon, Daryl vs Florida (12/29/16)
	21	Barford, Jaylen at Oklahoma State (01/28/17)
Field Goals Made	10	Kingsley, Moses vs LSU (01/21/17)
	8	Barford, Jaylen at Oklahoma State (01/28/17)
Field Goal Att.	18	Kingsley, Moses vs LSU (01/21/17)
	17	Hannahs, Dusty vs Fort Wayne (11/11/16)
FG Pct (min 5 made)	.875 (7-8)	Bailey, Adrio vs Austin Peay (12/03/16)
	.857 (6-7)	Thomas, Dustin vs Mount St. Mary's (11/28/16)
3-Point FG Made	5	Hannahs, Dusty vs Alabama (02/01/17)
	5	Hannahs, Dusty vs Southern Illinois (11/14/16)
3-Point FG Att.	8	Macon, Daryl vs Missouri (01/14/17)
	7	Macon, Daryl vs LSU (01/21/17)
	7	Hannahs, Dusty vs Mississippi State (01/10/17)
	7	Macon, Daryl at Kentucky (1/7/17)
	7	Hannahs, Dusty vs North Dakota State (12/20/16)
	7	Hannahs, Dusty vs UT Arlington (11/18/16)
3-Pt FG Pct (min 2 made)	1.000 (3-3)	Watkins, Manuale at Texas A&M (01/17/17)
	1.000 (2-2)	Beard, Anton vs LSU (01/21/17)
	1.000 (2-2)	Jones, CJ vs Missouri (01/14/17)
	1.000 (2-2)	Barford, Jaylen at Tennessee (01/03/17)
	1.000 (2-2)	Jones, CJ vs Stephen F. Austin (12/01/16)
Free Throws Made	14	Macon, Daryl vs Texas (12/17/16)
	12	Macon, Daryl at Tennessee (01/03/17)
Free Throw Att.	14	Macon, Daryl vs Texas (12/17/16)
	13	Macon, Daryl at Tennessee (01/03/17)
FT Pct (min 5 made)	1.000 (14-14)	Macon, Daryl vs Texas (12/17/16)
	1.000 (7-7)	Macon, Daryl at Vanderbilt (01/24/17)
	1.000 (7-7)	Kingsley, Moses vs Southern Illinois (11/14/16)
	1.000 (6-6)	Hannahs, Dusty vs LSU (01/21/17)
	1.000 (5-5)	Kingsley, Moses at Kentucky (1/7/17)
	1.000 (5-5)	Macon, Daryl vs North Florida (12/10/16)
	1.000 (5-5)	Hannahs, Dusty vs North Florida (12/10/16)
	1.000 (5-5)	Hannahs, Dusty vs Stephen F. Austin (12/01/16)
	1.000 (5-5)	Hannahs, Dusty at Minnesota (11/22/16)
Rebounds	14	Kingsley, Moses vs Florida (12/29/16)
	13	Kingsley, Moses vs Mount St. Mary's (11/28/16)
Assists	7	Beard, Anton vs LSU (01/21/17)
	6	Macon, Daryl vs Missouri (01/14/17)
	6	Beard, Anton vs Southern Illinois (11/14/16)
Steals	4	Beard, Anton vs Stephen F. Austin (12/01/16)
	4	Macon, Daryl vs Fort Wayne (11/11/16)
Blocked Shots	7	Kingsley, Moses vs Fort Wayne (11/11/16)
	5	Kingsley, Moses vs Texas (12/17/16)
	5	Kingsley, Moses vs Southern Illinois (11/14/16)
Turnovers	6	Barford, Jaylen vs UT Arlington (11/18/16)
	5	Barford, Jaylen at Kentucky (1/7/17)
	5	Macon, Daryl at Minnesota (11/22/16)
Fouls	5	Thomas, Dustin vs Alabama (02/01/17)
	5	Cook, Arlando vs LSU (01/21/17)
	5	Beard, Anton vs Missouri (01/14/17)
	5	Kingsley, Moses vs Mississippi State (01/10/17)
	5	Thomas, Dustin at Tennessee (01/03/17)
	5	Kingsley, Moses at Minnesota (11/22/16)
	5	Thomas, Dustin vs Fort Wayne (11/11/16)
Minutes	35	Barford, Jaylen vs LSU (01/21/17)
	34	Beard, Anton vs LSU (01/21/17)
	33	Kingsley, Moses at Kentucky (1/7/17)
	33	Macon, Daryl vs Florida (12/29/16)
	33	Macon, Daryl vs Fort Wayne (11/11/16)

POINTS »

- Scored 100+ : 12/01/2015 - 117 vs. Northwestern St.
- Scored 100+ in an SEC game: 2/10/2015 - 101 vs. Auburn
- Scored fewer than 50: 2/09/2016 - 46 at Mississippi State

OVERTIME GAMES »

- Played in an OT game: 1/30/2016 vs. Texas Tech, W, 75-68 (OT)
- Played in a 2OT game: 1/16/2013 vs. Auburn, W, 88-80 (2 OT)
- Played in a 3OT game: 2/09/1980 vs. Houston, L, 90-84 (3 OT)

VERSUS TOP-25 OPPONENTS »

- Beat an AP Top 25-ranked opponent: 1/27/2016 vs. No. 5 Texas A&M, W, 74-71
- Beat an AP Top 10 team: 1/27/2016 vs. No. 5 Texas A&M, W, 74-71
- Beat an AP Top 5 team: 1/27/2016 vs. No. 5 Texas A&M, W, 74-71

VERSUS TOP-25 OPPONENTS ON THE ROAD »

- Beat an AP Top 25 team on road: 2/27/2014 at No. 17 Kentucky, W, 71-67 (OT)
- Beat an AP Top 5 team on road: 2/09/1994 at No. 4 Kentucky, W, 90-82

DOUBLE-DOUBLES »

- Two players in same game: vs. Auburn (2/17/2016)
 - Moses Kingsley (20 pts, 10 rebs) and Jabril Durham (12 pts, 10 asts)

3-POINT SHOOTING »

- 10+ 3FGM in a game: 2/1/2017 - 11 vs. Alabama
- 15+ 3FGM in a game: 1/09/2016 - 16 vs. Mississippi State

AT THE CHARITY STRIPE »

- Attempted 30+ FT in a game: 1/21/2017 - 35 vs. LSU
- 20+ FTM in a game: 1/21/2017 - 25 vs. LSU
- 25+ FTM in a game: 1/21/2017 - 25 (of 35) vs. LSU

POINTS »

- Scored 30-39 points in a game: 03/10/2016 - 33 by Dusty Hannahs vs. Florida
- Scored 40-49 points in a game: 01/11/1992 - 43 by Todd Day vs. LSU
- Scored 50+ points in a game: 11/13/2009 - 51 by Rotnei Clarke vs. Alcorn St.

DOUBLE-DOUBLES »

- Points/Rebounds: 1/24/2017 - 10 pts and 11 rebs by Moses Kingsley vs. Vanderbilt
- Points/Assists: 2/17/2016 - 12 pts and 10 asts by Jabril Durham vs. Auburn

REBOUNDS »

- Had 15+ rebounds in a game: 03/07/2015 - 15 by Bobby Portis vs. LSU
- Had 20+ rebounds in a game: 11/21/1997 - 23 by Nick Davis vs. Jackson St.

THREE-POINT SHOOTING »

- 5+ 3FGM in a game: 2/1/2017 - 5 (6 att) by Dusty Hannahs vs. Alabama

AT THE CHARITY STRIPE »

- 10+ FTA in a game: 2/1/2017 - 12 by Moses Kingsley vs. Alabama
- 10+ FTM in a game: 2/1/2017 - 11 (12 att) by Moses Kingsley vs. Alabama

ASSISTS »

- 5+ assists in a game: 1/21/2017 - 7 by Anton Beard vs. LSU
- Consecutive 5+ assists games: 03/05/2016 vs. South Carolina (11) and 03/10/2016 (6) vs. Florida by Jabril Durham
- 10+ assists in a game: 03/05/2016 - 11 by Jabril Durham vs. South Carolina
- Consecutive 10+ assists games: 01/16/2010 vs. Alabama (10) and 01/21/2010 vs. Florida (11) by Courtney Fortson

BLOCKS »

- Had 3+ blocks in a game: 1/28/2017 - 4 by Moses Kingsley at Oklahoma State
- Had 5+ blocks in a game: 12/17/2016 - 5 by Moses Kingsley vs. Texas

STEALS »

- Had 5+ steals in a game: 01/09/2016 - 6 by Jabril Durham vs. Mississippi State
- Had consecutive 5+ steal games: 01/01/2006 vs. Western Ill. (5) and 01/07/2006 vs. Miss. St. (5) by Ronnie Brewer

STARTING LINEUPS »

Date	Opponent	G	G	G	F	F	Outcome
Nov. 11	Fort Wayne	Barford	Macon	Hannahs	Thomas	Kingsley	W, 92-83
Nov. 14	Southern Illinois	Barford	Macon	Hannahs	Thomas	Kingsley	W, 90-65
Nov. 18	UT Arlington	Barford	Macon	Hannahs	Thomas	Kingsley	W, 71-67
Nov. 22	at Minnesota	Barford	Macon	Hannahs	Thomas	Kingsley	L, 85-71
Nov. 28	Mount Saint Mary's	Beard	Watkins	Hannahs	Thomas	Kingsley	W, 89-76
Dec. 1	Stephen F. Austin	Beard	Watkins	Hannahs	Thomas	Kingsley	W, 78-62
Dec. 3	Austin Peay	Barford	Macon	Watkins	Thomas	Kingsley	W, 99-62
Dec. 6	Houston	Barford	Macon	Watkins	Thomas	Kingsley	W, 84-72
Dec. 10	North Florida	Barford	Macon	Watkins	Thomas	Kingsley	W, 91-76
Dec. 17	Texas^	Barford	Macon	Watkins	Thomas	Kingsley	W, 77-74
Dec. 20	North Dakota State	Barford	Macon	Watkins	Thomas	Kingsley	W, 71-55
Dec. 22	Sam Houston State#	Hannahs	Macon	Watkins	Thomas	Kingsley	W, 90-56
Dec. 29	Florida*	Hannahs	Macon	Watkins	Thomas	Kingsley	L, 81-72
Jan. 3	at Tennessee*	Hannahs	Macon	Watkins	Cook	Kingsley	W, 82-78
Jan. 7	at Kentucky*	Hannahs	Macon	Watkins	Cook	Kingsley	L, 97-71
Jan. 10	Mississippi State*	Barford	Macon	Watkins	Cook	Kingsley	L, 84-78
Jan. 14	Missouri*	Barford	Macon	Beard	Thomas	Kingsley	W, 92-73
Jan. 17	at Texas A&M*	Barford	Macon	Beard	Thomas	Kingsley	W, 62-60
Jan. 21	LSU*	Barford	Macon	Beard	Cook	Kingsley	W, 99-86
Jan. 24	at Vanderbilt*	Barford	Macon	Beard	Cook	Kingsley	W, 71-70
Jan. 28	at Oklahoma State%	Barford	Macon	Beard	Cook	Kingsley	L, 99-71
Feb. 1	Alabama*	Barford	Macon	Beard	Cook	Kingsley	W, 87-68
Feb. 4	at Missouri*	--	--	--	--	--	--
Feb. 7	Vanderbilt*	--	--	--	--	--	--
Feb. 11	at LSU*	--	--	--	--	--	--
Feb. 15	at South Carolina*	--	--	--	--	--	--
Feb. 18	Ole Miss*	--	--	--	--	--	--
Feb. 22	Texas A&M*	--	--	--	--	--	--
Feb. 25	at Auburn*	--	--	--	--	--	--
March 1	at Florida*	--	--	--	--	--	--
March 4	Georgia*	--	--	--	--	--	--

at Verizon Arena (North Little Rock, Ark.)

^ Lone Star Shootout (Houston, Texas)

% Big12/SEC Challenge

* SEC Game

LEADS & DEFICITS »

Date	Opponent	Largest Lead	Largest Deficit	Time Led	Time Trailed	Time Tied	Outcome
Nov. 11	Fort Wayne	15 (2nd - 2:42)	6 (1st - 8:06)	31:22	7:16	0:52	W, 92-83
Nov. 14	Southern Illinois	36 (2nd - 16:41)	3 (1st - 18:50)	37:39	0:55	1:26	W, 90-65
Nov. 18	UT Arlington	7 (2nd - 10:36)	17 (1st - 12:37)	11:37	26:34	1:49	W, 71-67
Nov. 22	at Minnesota	6 (1st - 12:50)	22 (2nd - 5:32)	6:33	30:16	3:11	L, 85-71
Nov. 28	Mount Saint Mary's	21 (2nd - 6:41)	4 (1st - 18:27)	35:10	3:05	1:45	W, 89-76
Dec. 1	Stephen F. Austin	23 (2nd - 3:15)	2 (1st - 19:22)	36:33	0:28	2:59	W, 78-62
Dec. 3	Austin Peay	41 (2nd - 8:38)	2 (1st - 19:30)	36:58	0:35	2:27	W, 99-62
Dec. 6	Houston	14 (1st - 10:25)	3 (1st - 18:40)	32:27	6:27	1:06	W, 84-72
Dec. 10	North Florida	16 (2nd - 1:12)	3 (2nd - 13:44)	29:39	6:15	4:06	W, 91-76
Dec. 17	Texas^	9 (2nd - 11:58)	7 (1st - 12:35)	2:05	22:22	15:20	W, 77-74
Dec. 20	North Dakota State	20 (2nd - 4:11)	1 (1st - 16:53)	38:22	0:40	0:57	W, 71-55
Dec. 22	Sam Houston State#	37 (2nd - 2:49)	None	38:53	None	1:07	W, 90-56
Dec. 29	Florida*	3 (1st - 14:09)	16 (2nd - 3:12)	2:32	34:13	3:15	L, 81-72
Jan. 3	at Tennessee*	7 (2nd - 16:43)	13 (1st - 4:06)	22:34	15:00	2:17	W, 82-78
Jan. 7	at Kentucky*	4 (1st - 8:04)	26 (2nd - 0:21)	3:21	36:20	0:19	L, 97-71
Jan. 10	Mississippi State*	7 (1st - 9:40)	10 (2nd - 0:40)	8:16	28:11	3:33	L, 84-78
Jan. 14	Missouri*	22 (2nd - 17:00)	None	37:32	None	1:48	W, 92-73
Jan. 17	at Texas A&M*	5 (2nd - 1:21)	12 (2nd - 12:51)	5:29	31:07	3:24	W, 62-60
Jan. 21	LSU*	17 (2nd - 5:35)	None	38:59	None	1:01	W, 99-86
Jan. 24	at Vanderbilt*	4 (2nd - 17:37)	15 (2nd - 6:02)	4:12	31:50	3:32	W, 71-70
Jan. 28	at Oklahoma State%	None	30 (2nd - 17:39)	None	39:43	0:17	L, 99-71
Feb. 1	Alabama*	27 (2nd - 4:01)	4 (1st - 15:46)	33:26	5:54	0:40	W, 87-68
Feb. 4	at Missouri*	--	--	--	--	--	--
Feb. 7	Vanderbilt*	--	--	--	--	--	--
Feb. 11	at LSU*	--	--	--	--	--	--
Feb. 15	at South Carolina*	--	--	--	--	--	--
Feb. 18	Ole Miss*	--	--	--	--	--	--
Feb. 22	Texas A&M*	--	--	--	--	--	--
Feb. 25	at Auburn*	--	--	--	--	--	--
March 1	at Florida*	--	--	--	--	--	--
March 4	Georgia*	--	--	--	--	--	--

^ Lone Star Shootout (Houston, Texas) | # at Verizon Arena (North Little Rock, Ark.) | % Big12/SEC Challenge | * SEC Game

HUSTLE & EFFORT »

Date	Opponent	Deflections	Charges	Steals	Dunks	Blocks
Nov. 11	Fort Wayne	39	1	9	0	9
Nov. 14	Southern Illinois	36	1	7	2	7
Nov. 18	UT Arlington	38	1	11	3	6
Nov. 22	at Minnesota	25	1	8	0	4
Nov. 28	Mount Saint Mary's	26	1	8	1	1
Dec. 1	Stephen F. Austin	37	1	12	1	1
Dec. 3	Austin Peay	48	1	9	5	11
Dec. 6	Houston	26	2	5	0	5
Dec. 10	North Florida	40	1	13	1	4
Dec. 17	Texas^	37	1	6	0	8
Dec. 20	North Dakota State	37	2	6	0	4
Dec. 22	Sam Houston State#	44	0	9	2	9
Dec. 29	Florida*	31	2	4	1	6
Jan. 3	at Tennessee*	24	1	5	1	5
Jan. 7	at Kentucky*	27	0	3	2	3
Jan. 10	Mississippi State*	34	0	9	1	0
Jan. 14	Missouri*	28	1	5	1	5
Jan. 17	at Texas A&M*	35	0	8	0	6
Jan. 21	LSU*	25	0	3	2	1
Jan. 24	at Vanderbilt*	26	0	6	0	3
Jan. 28	at Oklahoma State%	23	0	4	2	4
Feb. 1	Alabama*	27	0	11	3	4
Feb. 4	at Missouri*	--	--	--	--	--
Feb. 7	Vanderbilt*	--	--	--	--	--
Feb. 11	at LSU*	--	--	--	--	--
Feb. 15	at South Carolina*	--	--	--	--	--
Feb. 18	Ole Miss*	--	--	--	--	--
Feb. 22	Texas A&M*	--	--	--	--	--
Feb. 25	at Auburn*	--	--	--	--	--
March 1	at Florida*	--	--	--	--	--
March 4	Georgia*	--	--	--	--	--
TOTALS		713	17	161	28	106

^ Lone Star Shootout (Houston, Texas) | # at Verizon Arena (North Little Rock, Ark.) | % Big12/SEC Challenge | * SEC Game

» GAME-BY-GAME LEADERS »

Date	Opponent	Points	Rebounds	Assists	Steals	Blocks
Nov. 11	Fort Wayne	Hannahs (23)	Kingsley (9)	Macon (5)	Macon (4)	Kingsley (7)
Nov. 14	Southern Illinois	Hannahs (19)	Kingsley (7)	Beard (6)	Seven Players (1)	Kingsley (5)
Nov. 18	UT Arlington	Barford (17)	Three Players (6)	Four Players (2)	Barford (3)	Kingsley (4)
Nov. 22	at Minnesota	Hannahs (20)	Kingsley (10)	Three Players (3)	Watkins (3)	Kingsley (3)
Nov. 28	Mount Saint Mary's	Macon (15)	Kingsley (13)	Two Players (4)	Two Players (2)	Kingsley (1)
Dec. 1	Stephen F. Austin	Hannahs (15)	Watkins (7)	Macon (5)	Beard (4)	Jones (1)
Dec. 3	Austin Peay	Bailey (14)	Two Players (7)	Kingsley (5)	Two Players (2)	Two Players (3)
Dec. 6	Houston	Two Players (17)	Kingsley (9)	Watkins (4)	Beard (2)	Two Players (2)
Dec. 10	North Florida	Hannahs (17)	Kingsley (10)	Two Players (4)	Two Players (3)	Barford (2)
Dec. 17	Texas^	Macon (23)	Kingsley (10)	Two Players (2)	Hannahs (2)	Kingsley (5)
Dec. 20	North Dakota State	Macon (15)	Kingsley (8)	Macon (5)	Watkins (3)	Thompson (2)
Dec. 22	Sam Houston State#	Two Players (17)	Two Players (7)	Thompson (3)	Three Players (2)	Two Players (3)
Dec. 29	Florida*	Macon (22)	Kingsley (14)	Four Players (2)	Beard (2)	Kingsley (4)
Jan. 3	at Tennessee*	Beard (16)	Kingsley (10)	Kingsley (3)	Two Players (2)	Kingsley (3)
Jan. 7	at Kentucky*	Macon (15)	Two Players (7)	Three Players (2)	Three Players (1)	Thompson (2)
Jan. 10	Mississippi State*	Kingsley (19)	Thomas (7)	Thompson (3)	Three Players (3)	None
Jan. 14	Missouri*	Macon (17)	Kingsley (8)	Macon (6)	Macon (2)	Kingsley (3)
Jan. 17	at Texas A&M*	Macon (16)	Cook (7)	Five Players (2)	Watkins (3)	Two Players (2)
Jan. 21	LSU*	Kingsley (24)	Two Players (7)	Beard (7)	Three Players (1)	Kingsley (1)
Jan. 24	at Vanderbilt*	Hannahs (17)	Kingsley (11)	Hannahs (2)	Beard (2)	Kingsley (2)
Jan. 28	at Oklahoma State%	Barford (21)	Thomas (5)	Barford (2)	Thomas (2)	Kingsley (4)
Feb. 1	Alabama*	Hannahs (19)	Kingsley (6)	Two Players (4)	Watkins (3)	Kingsley (2)
Feb. 4	at Missouri*	--	--	--	--	--
Feb. 7	Vanderbilt*	--	--	--	--	--
Feb. 11	at LSU*	--	--	--	--	--
Feb. 15	at South Carolina*	--	--	--	--	--
Feb. 18	Ole Miss*	--	--	--	--	--
Feb. 22	Texas A&M*	--	--	--	--	--
Feb. 25	at Auburn*	--	--	--	--	--
March 1	at Florida*	--	--	--	--	--
March 4	Georgia*	--	--	--	--	--

^ Lone Star Shootout (Houston, Texas) | # at Verizon Arena (North Little Rock, Ark.) | % Big12/SEC Challenge | * SEC Game

» MISCELLANEOUS TEAM STATS »

Date	Opponent	W/L	Points In Paint			Pts Off Turnovers			2nd Chance Pts			Fast Break Pts			
			Ark	Opp.	Diff.	Ark	Opp.	Diff.	Ark	Opp.	Diff.	Ark	Opp.	Diff.	
Nov. 11	Fort Wayne	W	52	22	+30	16	12	+4	9	21	-12	24	0	+24	
Nov. 14	Southern Illinois	W	30	28	+2	21	17	+4	11	10	+1	17	2	+15	
Nov. 18	UT Arlington	W	24	20	+4	28	20	+8	9	18	-9	10	8	+2	
Nov. 22	at Minnesota	L	46	38	+8	11	26	-15	11	13	-2	6	4	+2	
Nov. 28	Mount Saint Mary's	W	48	34	+14	18	10	+8	13	6	+7	21	9	+12	
Dec. 1	Stephen F. Austin	W	36	28	+8	29	24	+5	12	9	+3	20	4	+16	
Dec. 3	Austin Peay	W	52	40	+12	25	8	+17	26	10	+16	28	7	+21	
Dec. 6	Houston	W	38	38	0	15	19	-4	13	9	+4	12	12	0	
Dec. 10	North Florida	W	38	20	+18	21	12	+9	22	6	+16	10	2	+8	
Dec. 17	Texas^	W	32	32	0	12	8	+4	11	18	-7	13	11	+2	
Dec. 20	North Dakota State	W	24	18	+6	15	19	-4	16	5	+11	5	2	+3	
Dec. 22	Sam Houston State#	W	32	32	0	17	13	+4	9	3	+6	8	10	-2	
Dec. 29	Florida*	L	34	34	0	19	16	+3	12	18	-6	7	10	-3	
Jan. 3	at Tennessee*	W	36	32	+4	12	7	+5	5	14	-9	12	6	+6	
Jan. 7	at Kentucky*	L	32	46	-14	11	16	-5	13	21	-8	4	24	-20	
Jan. 10	Mississippi State*	L	30	26	+4	15	6	+9	14	14	0	4	6	-2	
Jan. 14	Missouri*	W	38	22	+16	25	14	+11	15	9	+6	21	6	+15	
Jan. 17	at Texas A&M*	W	24	24	0	16	13	+3	11	7	+4	2	6	-4	
Jan. 21	LSU*	W	38	38	0	11	19	-8	14	10	+4	10	10	0	
Jan. 24	at Vanderbilt*	W	32	18	+14	16	10	+6	15	4	+11	10	5	+5	
Jan. 28	at Oklahoma State%	L	32	40	-8	5	23	-18	18	14	+4	6	18	-12	
Feb. 1	Alabama*	W	32	26	+6	28	7	+21	10	8	+2	19	9	+10	
Feb. 4	at Missouri*	--	--	--	--	--	--	--	--	--	--	--	--	--	
Feb. 7	Vanderbilt*	--	--	--	--	--	--	--	--	--	--	--	--	--	
Feb. 11	at LSU*	--	--	--	--	--	--	--	--	--	--	--	--	--	
Feb. 15	at South Carolina*	--	--	--	--	--	--	--	--	--	--	--	--	--	
Feb. 18	Ole Miss*	--	--	--	--	--	--	--	--	--	--	--	--	--	
Feb. 22	Texas A&M*	--	--	--	--	--	--	--	--	--	--	--	--	--	
Feb. 25	at Auburn*	--	--	--	--	--	--	--	--	--	--	--	--	--	
March 1	at Florida*	--	--	--	--	--	--	--	--	--	--	--	--	--	
March 4	Georgia*	--	--	--	--	--	--	--	--	--	--	--	--	--	
TOTALS			17-5	780	656	+124	386	319	+67	289	247	+42	269	171	+98

^ Lone Star Shootout (Houston, Texas) | # at Verizon Arena (North Little Rock, Ark.) | % Big12/SEC Challenge | * SEC Game

at guard... a six-three junior... from Jackson, Tennessee... number zero...

JAYLEN BARFORD



» @JBarford1 NEWS & NOTES »

- Scored a team and season-high 21 points on the road at Oklahoma State on Jan. 28.
- Scored 10+ points in the first half in three of the last four SEC road contests. Two of the three were off the bench.
- Has scored in double-figures in 16 of 22 games this season and recorded multiple assists in 15.
- Fourth on the team in scoring, averaging 11.0 points per game.
- Junior college transfer from Motlow State Community College.
- Ranked at the No. 1 junior college transfer in the 2016 class.
- Named one of 15 Impact JUCO Transfers by Jon Rothstein.
- Led the nation last year in scoring at 26.2 points per game and paced the country in field goals made (310-527) and total point (837).
- Scored 20+ points 31 times in JUCO, 30+ 12 times.
- Was named First Team All-American and TCCAA Player of the Year last season.

» GAME-BY-GAME STATS »

Opponent	Date	gs	min	Total		3-Pointers		Free throws		Rebounds				pf	a	t/o	blk	stl	pts	avg	
				fg-fga	pct	3fg-fga	pct	ft-fa	pct	off	def	tot	avg								
FORT WAYNE	11/11/16	*	27	4-9	.444	1-1	1.000	1-2	.500	1	4	5	5.0	3	4	2	0	1	10	10.0	
SOUTHERN ILLINOIS	11/14/16	*	22	4-7	.571	1-2	.500	0-2	.000	0	2	2	3.5	2	2	2	0	0	9	9.5	
UT ARLINGTON	11/18/16	*	31	6-12	.500	1-2	.500	4-6	.667	3	3	6	4.3	1	2	6	0	3	17	12.0	
at Minnesota	11/22/16	*	25	5-9	.556	0-1	.000	2-2	1.000	1	1	2	3.8	3	2	2	0	1	12	12.0	
MOUNT ST. MARY'S	11/28/16		23	5-8	.625	2-4	.500	1-1	1.000	0	1	1	3.2	2	1	0	0	2	13	12.2	
STEPHEN F. AUSTIN	12/01/16		20	2-6	.333	0-3	.000	4-5	.800	1	2	3	3.2	2	1	3	0	1	8	11.5	
AUSTIN PEAY	12/03/16	*	21	5-10	.500	1-3	.333	1-1	1.000	0	6	6	3.6	2	4	0	1	2	12	11.6	
HOUSTON	12/06/16	*	15	1-5	.200	0-1	.000	0-0	.000	0	1	1	3.3	1	1	2	0	0	2	10.4	
NORTH FLORIDA	12/10/16	*	25	6-16	.375	1-5	.200	1-4	.250	2	2	4	3.3	1	3	1	2	3	14	10.8	
vs Texas	12/17/16	*	26	4-10	.400	0-3	.000	3-3	1.000	0	3	3	3.3	4	3	2	1	1	11	10.8	
NORTH DAKOTA STATE	12/20/16	*	22	2-7	.286	0-2	.000	0-0	.000	1	2	3	3.3	2	2	3	0	0	4	10.2	
vs Sam Houston State	12/22/16		17	3-9	.333	1-3	.333	4-5	.800	0	3	3	3.3	2	1	0	0	1	11	10.3	
FLORIDA	12/29/16		17	1-8	.125	0-2	.000	0-0	.000	2	1	3	3.2	2	2	1	0	0	2	9.6	
at Tennessee	01/03/17		24	5-8	.625	2-2	1.000	2-2	1.000	1	3	4	3.3	4	2	0	0	0	14	9.9	
at Kentucky	01/07/17		17	6-9	.667	0-1	.000	2-3	.667	3	1	4	3.3	4	0	5	0	0	14	10.2	
MISSISSIPPI STATE	01/10/17	*	23	4-8	.500	0-3	.000	2-3	.667	2	3	5	3.4	3	1	1	0	1	10	10.2	
MISSOURI	01/14/17	*	20	6-8	.750	0-2	.000	1-1	1.000	0	6	6	3.6	4	2	0	0	1	13	10.4	
at Texas A&M	01/17/17	*	23	2-9	.222	0-2	.000	0-2	.000	0	3	3	3.6	3	2	1	0	0	4	10.0	
LSU	01/21/17	*	35	5-12	.417	0-2	.000	4-7	.571	0	4	4	3.6	1	3	1	0	0	14	10.2	
at Vanderbilt	01/24/17	*	32	6-13	.462	3-4	.750	0-0	.000	3	1	4	3.6	1	1	1	0	1	15	10.5	
at Oklahoma State	01/28/17	*	28	8-13	.615	2-3	.667	3-4	.750	1	2	3	3.6	3	2	2	0	0	21	11.0	
ALABAMA	02/01/17	*	27	6-12	.500	0-3	.000	1-3	.333	2	3	5	3.6	0	4	1	0	1	13	11.0	
Totals			16	520	96-208	.462	15-54	278	.36-56	.643	23	57	80	3.6	50	45	36	4	19	243	11.0

Games played: 22
Minutes/game: 23.6
Points/game: 11.0
FG Pct: 46.2
3FG Pct: 27.8
FT Pct: 64.3

Rebounds/game: 3.6
Assists/game: 2.0
Turnovers/game: 1.6
Assist/turnover ratio: 1.3
Steals/game: 0.9
Blocks/game: 0.2

» SEASON/CAREER HIGHS »

POINTS

Season: 21 at Oklahoma State (1/28/17)
Career: 21 at Oklahoma State (1/28/17)

FIELD GOALS

Season: 8 at Oklahoma State (1/28/17)
Career: 8 at Oklahoma State (1/28/17)

FIELD GOALS ATTEMPTED

Season: 16 vs. North Florida (12/10/16)
Career: 16 vs. North Florida (12/10/16)

3-POINT FIELD GOALS

Season: 3 at Vanderbilt (1/24/17)
Career: 3 at Vanderbilt (1/24/17)

3-POINT FG ATTEMPTS

Season: 5 vs. North Florida (12/10/16)
Career: 5 vs. North Florida (12/10/16)

FREE THROWS MADE

Season: 4 (4x) last vs. LSU (1/21/17)
Career: 4 (4x) last vs. LSU (1/21/17)

FREE THROWS ATTEMPTS

Season: 7 vs. LSU (1/21/17)
Career: 7 vs. LSU (1/21/17)

REBOUNDS

Season: 6 (3x) last vs. Missouri (1/14/17)
Career: 6 (3x) last vs. Missouri (1/14/17)

ASSISTS

Season: 4 (2x) last vs. Alabama (2/1/17)
Career: 4 (2x) last vs. Alabama (2/1/17)

STEALS

Season: 3 (2x) last vs. North Florida (12/10/16)
Career: 3 (2x) last vs. North Florida (12/10/16)

BLOCKS

Season: 2 vs. North Florida (12/10/16)
Career: 2 vs. North Florida (12/10/16)

MINUTES

Season: 35 vs. LSU (1/21/17)
Career: 35 vs. LSU (1/21/17)

» CAREER STATISTICS AT ARKANSAS »

			Total		3-Point		F-Throws		Rebounds											Scoring	
Season	gp-gs	min/avg	fg-fga	pct	fg-fga	pct	ft-fa	pct	off	def	tot	avg	pf	fo	ast	to	blk	stl	pts	avg	
2016-17	22-16	520/23.6	96-208	.462	15-54	.278	36-56	.643	23	57	80	3.6	50	0	45	36	4	19	243	11.0	
TOTAL	22-16	520/23.6	96-208	.462	15-54	.278	36-56	.643	23	57	80	3.6	50	0	45	36	4	19	243	11.0	

at forward... a six-nine junior... from Madison, Arkansas... number one...

TREY THOMPSON



» @T_Top24 NEWS & NOTES »

- Has assisted on multiple baskets in eight of the last 11 games.
- Has recorded two blocks in eight of the last 16 games.
- Second on the team in blocks with 19.
- Has multiple blocks in nine games this year.
- Is set to graduate a year early this summer and start graduate school next fall during his senior year.
- Averaged 3.1 points and 4.3 rebounds per game last season as a sophomore.
- Scored a career high 13 points against LSU (2/23/16) after going a perfect 6-6 from the field.
- Recorded a career high nine rebounds and four blocked shots against Texas Tech last season (1/30/16).
- Went to high school with teammate RJ Glasper.

» GAME-BY-GAME STATS »

Opponent	Date	gs	min	Total		3-Pointers		Free throws		Rebounds				pf	a	t/o	blk	stl	pts	avg
				fg-fga	pct	3fg-fga	pct	ft-fa	pct	off	def	tot	avg							
FORT WAYNE	11/11/16	13		2-2	1.000	0-0	.000	1-2	.500	0	4	4	4.0	3	1	0	2	0	5	5.0
SOUTHERN ILLINOIS	11/14/16	15		1-3	.333	0-0	.000	2-2	1.000	1	3	4	4.0	3	1	1	0	1	4	4.5
UT ARLINGTON	11/18/16	7		1-2	.500	0-0	.000	1-1	1.000	3	1	4	4.0	2	0	2	0	0	3	4.0
at Minnesota	11/22/16	13		0-0	.000	0-0	.000	0-0	.000	0	3	3	3.8	1	2	1	0	0	0	3.0
MOUNT ST. MARY'S	11/28/16	13		0-1	.000	0-0	.000	0-0	.000	1	4	5	4.0	3	1	0	0	1	0	2.4
STEPHEN F. AUSTIN	12/01/16	6		0-0	.000	0-0	.000	0-0	.000	0	1	1	3.5	3	0	0	0	0	0	2.0
AUSTIN PEAY	12/03/16	13		2-2	1.000	0-0	.000	0-0	.000	2	2	4	3.6	0	1	0	2	2	4	2.3
HOUSTON	12/06/16	13		2-2	1.000	0-0	.000	0-0	.000	0	1	1	3.3	3	2	0	2	0	4	2.5
NORTH FLORIDA	12/10/16	13		2-2	1.000	0-0	.000	2-4	.500	2	0	2	3.1	2	0	0	0	1	6	2.9
vs Texas	12/17/16	8		1-4	.250	0-0	.000	1-2	.500	2	1	3	3.1	2	0	0	0	0	3	2.9
NORTH DAKOTA STATE	12/20/16	12		1-2	.500	0-0	.000	0-0	.000	0	4	4	3.2	4	0	2	2	0	2	2.8
vs Sam Houston State	12/22/16	14		0-0	.000	0-0	.000	0-0	.000	1	5	6	3.4	1	3	2	2	1	0	2.6
FLORIDA	12/29/16	8		0-0	.000	0-0	.000	0-0	.000	0	1	1	3.2	1	2	0	0	0	0	2.4
at Tennessee	01/03/17	9		1-2	.500	0-1	.000	0-0	.000	0	1	1	3.1	3	2	1	2	0	2	2.4
at Kentucky	01/07/17	20		0-2	.000	0-0	.000	4-4	1.000	1	3	4	3.1	4	2	0	2	0	4	2.5
MISSISSIPPI STATE	01/10/17	10		0-0	.000	0-0	.000	0-0	.000	0	2	2	3.1	3	3	0	0	0	0	2.3
MISSOURI	01/14/17	16		3-3	1.000	0-0	.000	2-4	.500	2	2	4	3.1	3	0	1	2	0	8	2.6
at Texas A&M	01/17/17	12		0-0	.000	0-0	.000	0-0	.000	1	2	3	3.1	2	2	0	2	0	0	2.5
LSU	01/21/17	16		3-3	1.000	0-0	.000	0-0	.000	1	4	5	3.2	3	3	0	0	1	6	2.7
at Vanderbilt	01/24/17	10		0-0	.000	0-0	.000	0-0	.000	1	1	2	3.2	1	0	0	0	1	0	2.6
at Oklahoma State	01/28/17	13		0-0	.000	0-0	.000	0-0	.000	0	0	0	3.0	3	1	0	0	0	0	2.4
ALABAMA	02/01/17	11		0-0	.000	0-0	.000	0-0	.000	1	1	2	3.0	2	3	0	1	1	0	2.3
Totals		0	265	19-30	.633	0-1	.000	13-19	.684	19	46	65	3.0	52	29	10	19	9	51	2.3

Games played: 22
Minutes/game: 12.0
Points/game: 2.3
FG Pct: 63.3
3FG Pct: 0.0
FT Pct: 68.4

Rebounds/game: 3.0
Assists/game: 1.3
Turnovers/game: 0.5
Assist/turnover ratio: 2.9
Steals/game: 0.4
Blocks/game: 0.9

» SEASON/CAREER HIGHS »

POINTS

Season: 8 vs. Missouri (1/14/17)
Career: 13 vs. LSU (2/23/16)

FIELD GOALS

Season: 3 (2x) vs. LSU (1/21/17)
Career: 6 vs. LSU (2/23/16)

FIELD GOALS ATTEMPTED

Season: 4 vs. Texas (12/17/16)
Career: 7 vs. Tennessee Tech (12/12/15)

3-POINT FIELD GOALS

Season: --
Career: --

3-POINT FG ATTEMPTS

Season: 1 at Tennessee (1/3/17)
Career: 1 at Tennessee (1/3/17)

FREE THROWS MADE

Season: 4 at No. 6 Kentucky (1/7/17)
Career: 4 (2x) last at No. 6 Kentucky (1/7/17)

FREE THROWS ATTEMPTS

Season: 4 (3x) last vs. Missouri (1/14/17)
Career: 5 at Texas A&M (1/2/16)

REBOUNDS

Season: 6 vs. Sam Houston State (12/22/16)
Career: 9 vs. Texas Tech (1/30/16)

ASSISTS

Season: 3 (4x) last vs. Alabama (2/1/17)
Career: 5 vs. North Florida (12/22/15)

STEALS

Season: 2 vs. Austin Peay (12/3/16)
Career: 2 vs. Austin Peay (12/3/16)

BLOCKS

Season: 2 (9x) last at Texas A&M (1/17/17)
Career: 4 vs. Texas Tech (1/30/16)

MINUTES

Season: 20 at No. 6 Kentucky (1/7/17)
Career: 29 vs. LSU (2/23/16)

» CAREER STATISTICS AT ARKANSAS »

			Total		3-Point		F-Throws		Rebounds											Scoring	
Season	gp-gs	min/avg	fg-fga	pct	fg-fga	pct	ft-fa	pct	off	def	tot	avg	pf	fo	ast	to	blk	stl	pts	avg	
2014-15	14-0	33/2.4	1-5	.200	0-0	.000	3-3	1.000	3	3	6	0.4	3	0	1	4	1	1	5	0.4	
2015-16	29-1	503/17.3	37-61	.607	0-0	.000	16-31	.516	28	96	124	4.3	88	6	36	33	27	13	90	3.1	
2016-17	22-0	265/12.0	19-30	.633	0-1	.000	13-19	.684	19	46	65	3.0	52	0	29	10	19	9	51	2.3	
TOTAL	65-1	801/12.3	57-96	.594	0-1	.000	32-53	.604	50	145	195	3.0	143	6	66	47	47	23	146	2.2	

at forward... a **six-six** freshman... from Campti, **Louisiana**... number **two**...



ADRIO BAILEY

» @AdrioBailey NEWS & NOTES »

- Caught the lob off a Jaylen Barford pass to slam home a monster alley-oop dunk during a 24-6 Arkansas run that allowed the Razorbacks to pull away from the Crimson Tide on Feb. 1.
- Led the team in points (14) and rebounds (7) in the 99-62 victory over Austin Peay.
- Recorded career highs in points (14), rebounds (7), assists (2) and blocks (2) against Austin Peay.
- Scored his first collegiate points against Stephen F. Austin, a back door cut for a throw down slam.
- Ranked the No. 11 player in the state of Louisiana.
- Ranked the No. 50 small forward in the 2016 class by Rivals.com.
- Averaged 19.5 points, 12.7 rebounds and 3.9 blocks per game last season as a senior in high school.

» GAME-BY-GAME STATS »

Opponent	Date	gs	min	Total		3-Pointers		Free throws		Rebounds											
				fg-fga	pct	3fg-fga	pct	ft-fa	pct	off	def	tot	avg	pf	a	t/o	blk	stl	pts	avg	
FORT WAYNE	11/11/16	3	0-0	.000	0-0	.000	0-0	.000	0-0	.000	0	1	1.0	1	1	0	1	0	0	0.0	
SOUTHERN ILLINOIS	11/14/16	7	0-1	.000	0-0	.000	0-0	.000	0-2	.000	1	0	1	1.0	1	0	3	0	0	0.0	
UT ARLINGTON	11/18/16	dnp	-	-	-	-	-	-	-	-	-	-	-	-	-	-	-	-	-	-	
at Minnesota	11/22/16	5	0-1	.000	0-0	.000	0-0	.000	0-0	.000	0	1	1	1.0	0	0	0	0	0	0.0	
MOUNT ST. MARY'S	11/28/16	4	0-0	.000	0-0	.000	0-0	.000	0-0	.000	0	0	0	0.8	0	1	0	0	1	0.0	
STEPHEN F. AUSTIN	12/01/16	12	1-1	1.000	0-0	.000	0-0	.000	0-0	.000	0	0	0	0.6	4	0	1	0	0	2	0.4
AUSTIN PEAY	12/03/16	18	7-8	.875	0-0	.000	0-0	.000	0-0	.000	4	3	7	1.7	2	2	2	1	14	2.7	
HOUSTON	12/06/16	7	0-1	.000	0-0	.000	0-0	.000	1-2	.500	1	1	2	1.7	1	1	1	0	0	1	2.4
NORTH FLORIDA	12/10/16	6	1-1	1.000	0-0	.000	1-2	.500	1	0	1	1.6	1	0	0	0	0	0	3	2.5	
vs Texas	12/17/16	dnp	-	-	-	-	-	-	-	-	-	-	-	-	-	-	-	-	-	-	
NORTH DAKOTA STATE	12/20/16	9	1-2	.500	0-0	.000	0-1	.000	0-1	.000	0	1	1	1.6	0	0	0	0	1	2	2.4
vs Sam Houston State	12/22/16	11	1-2	.500	0-0	.000	2-4	.500	0	0	2	2	1.6	2	0	1	1	2	4	2.6	
FLORIDA	12/29/16	3	0-0	.000	0-0	.000	0-0	.000	0-0	.000	0	1	1	1.5	0	0	1	0	0	0	2.4
at Tennessee	01/03/17	dnp	-	-	-	-	-	-	-	-	-	-	-	-	-	-	-	-	-	-	
at Kentucky	01/07/17	4	0-0	.000	0-0	.000	0-0	.000	0-0	.000	0	0	0	1.4	1	1	0	0	1	0	2.2
MISSISSIPPI STATE	01/10/17	1	0-0	.000	0-0	.000	0-0	.000	0-0	.000	0	0	0	1.3	0	0	0	0	0	0	2.0
MISSOURI	01/14/17	4	0-1	.000	0-0	.000	0-0	.000	0-0	.000	1	0	1	1.3	0	0	0	0	0	0	1.9
at Texas A&M	01/17/17	dnp	-	-	-	-	-	-	-	-	-	-	-	-	-	-	-	-	-	-	
LSU	01/21/17	8	0-0	.000	0-0	.000	0-0	.000	0-0	.000	1	3	4	1.5	2	1	0	0	0	0	1.7
at Vanderbilt	01/24/17	dnp	-	-	-	-	-	-	-	-	-	-	-	-	-	-	-	-	-	-	
at Oklahoma State	01/28/17	12	1-1	1.000	0-0	.000	0-0	.000	0-0	.000	0	4	4	1.6	1	1	0	0	0	2	1.8
ALABAMA	02/01/17	11	3-3	1.000	0-0	.000	1-3	.333	1	2	3	1.7	3	0	0	0	1	1	7	2.1	
Totals		0	125	15-22	.682	0-0	.000	5-14	.357	10	19	29	1.7	19	7	10	4	7	35	2.1	

Games played: 17
Minutes/game: 7.4
Points/game: 2.1
FG Pct: 68.2
FT Pct: 35.7

Rebounds/game: 1.7
Assists/game: 0.4
Turnovers/game: 0.6
Assist/turnover ratio: 0.7
Steals/game: 0.4
Blocks/game: 0.2

» SEASON/CAREER HIGHS »

POINTS

Season: 14 vs. Austin Peay (12/3/16)

Career: 14 vs. Austin Peay (12/3/16)

FIELD GOALS

Season: 7 vs. Austin Peay (12/3/16)

Career: 7 vs. Austin Peay (12/3/16)

FIELD GOALS ATTEMPTED

Season: 8 vs. Austin Peay (12/3/16)

Career: 8 vs. Austin Peay (12/3/16)

3-POINT FIELD GOALS

Season: --

Career: --

3-POINT FG ATTEMPTS

Season: --

Career: --

FREE THROWS MADE

Season: 2 vs. Sam Houston State (12/22/16)

Career: 2 vs. Sam Houston State (12/22/16)

FREE THROWS ATTEMPTS

Season: 4 vs. Sam Houston State (12/22/16)

Career: 4 vs. Sam Houston State (12/22/16)

REBOUNDS

Season: 7 vs. Austin Peay (12/3/16)

Career: 7 vs. Austin Peay (12/3/16)

ASSISTS

Season: 2 vs. Austin Peay (12/3/16)

Career: 2 vs. Austin Peay (12/3/16)

STEALS

Season: 2 vs. Sam Houston State (12/22/16)

Career: 2 vs. Sam Houston State (12/22/16)

BLOCKS

Season: 2 vs. Austin Peay (12/3/16)

Career: 2 vs. Austin Peay (12/3/16)

MINUTES

Season: 18 vs. Austin Peay (12/3/16)

Career: 18 vs. Austin Peay (12/3/16)

» CAREER STATISTICS AT ARKANSAS »

			Total		3-Point		F-Throws		Rebounds											Scoring	
Season	gp-gs	min/avg	fg-fga	pct	fg-fga	pct	ft-fa	pct	off	def	tot	avg	pf	fo	ast	to	blk	stl	pts	avg	
2016-17	17-0	125/7.4	15-22	.682	0-0	.000	5-14	.357	10	19	29	1.7	19	0	7	10	4	7	35	2.1	
TOTAL	17-0	125/7.4	15-22	.682	0-0	.000	5-14	.357	10	19	29	1.7	19	0	7	10	4	7	35	2.1	

at guard... a **six-three** redshirt-senior... from Little Rock, **Arkansas**... number **three**...

DUSTY HANNAHS



» @D_Hannahs NEWS & NOTES »

- Went 5-of-6 from behind the arc Wednesday against Alabama, finishing with a game-high 19 pts off the bench.
- Has scored in double figures in 26 of the last 29 contests, dating back to last season.
- Is 71-of-80 (.888) from the charity stripe this season to rank T-2nd in the SEC and No. 28 in the country.
- Scored 14 of Arkansas' final 21 points in the final 4:38 to comeback and defeat Vanderbilt on the road.
- Took his last final exam on Dec. 14 and finished his degree from the Walton College of Business.
- Reached the 1,000-point club for his career in the season opener with a 23-point effort.
- Needs to average 15.7 points per game the rest of the season to reach 1,000 points at Arkansas.
- Named to the Preseason Second Team All-SEC as voted on by the league coaches.
- One of 20 players on the Jerry West Shooting Guard of the Year Award watch list.
- Ranked No. 97 player in the nation by CBS Sports.

» GAME-BY-GAME STATS »

Opponent	Date	gs	min	Total		3-Pointers		Free throws		Rebounds				pf	a	t/o	blk	stl	pts	avg	
				fg-fga	pct	3fg-fga	pct	ft-fa	pct	off	def	tot	avg								
FORT WAYNE	11/11/16	*	30	7-17	.412	1-6	.167	8-10	.800	1	0	1	1.0	1	2	1	0	1	23	23.0	
SOUTHERN ILLINOIS	11/14/16	*	20	5-7	.714	5-6	.833	4-4	1.000	1	4	5	3.0	2	1	1	0	0	19	21.0	
UT ARLINGTON	11/18/16	*	27	2-10	.200	2-7	.286	5-6	.833	1	0	1	2.3	1	2	0	0	1	11	17.7	
at Minnesota	11/22/16	*	29	7-12	.583	1-2	.500	5-5	1.000	1	1	2	2.3	1	0	3	0	0	20	18.3	
MOUNT ST. MARY'S	11/28/16	*	20	4-14	.286	0-5	.000	4-4	1.000	1	1	2	2.2	1	1	1	0	1	12	17.0	
STEPHEN F. AUSTIN	12/01/16	*	24	5-9	.556	0-2	.000	5-5	1.000	0	0	0	1.8	1	2	1	0	1	15	16.7	
AUSTIN PEAY	12/03/16		21	5-12	.417	3-5	.600	0-0	.000	0	1	1	1.7	2	0	0	0	0	13	16.1	
HOUSTON	12/06/16		17	6-11	.545	2-5	.400	3-3	1.000	1	0	1	1.6	2	1	2	0	0	17	16.3	
NORTH FLORIDA	12/10/16		25	5-10	.500	2-6	.333	5-5	1.000	0	1	1	1.6	0	3	2	1	0	17	16.3	
vs Texas	12/17/16		24	5-11	.455	3-6	.500	2-3	.667	0	0	0	1.4	3	1	2	0	2	15	16.2	
NORTH DAKOTA STATE	12/20/16		19	4-10	.400	3-7	.429	0-0	.000	0	2	2	1.5	1	3	2	0	1	11	15.7	
vs Sam Houston State	12/22/16	*	23	2-7	.286	1-5	.200	1-2	.500	1	3	4	1.7	2	1	3	0	0	6	14.9	
FLORIDA	12/29/16	*	27	4-9	.444	2-6	.333	1-1	1.000	0	2	2	1.7	1	0	2	1	1	11	14.6	
at Tennessee	01/03/17	*	27	5-8	.625	2-4	.500	1-1	1.000	0	2	2	1.7	3	1	0	0	0	13	14.5	
at Kentucky	01/07/17	*	22	2-12	.167	0-5	.000	2-2	1.000	0	1	1	1.7	4	2	0	0	0	6	13.9	
MISSISSIPPI STATE	01/10/17		27	6-13	.462	3-7	.429	2-2	1.000	1	2	3	1.8	2	1	1	0	1	17	14.1	
MISSOURI	01/14/17		25	5-11	.455	2-5	.400	4-4	1.000	1	2	3	1.8	1	3	2	0	0	16	14.2	
at Texas A&M	01/17/17		27	3-7	.429	2-4	.500	1-2	.500	0	1	1	1.8	1	1	1	0	1	9	13.9	
LSU	01/21/17		17	3-7	.429	2-3	.667	6-6	1.000	2	1	3	1.8	1	0	4	0	0	14	13.9	
at Vanderbilt	01/24/17		24	5-13	.385	0-6	.000	7-9	.778	0	0	0	1.8	2	2	1	0	0	17	14.1	
at Oklahoma State	01/28/17		24	4-10	.400	0-3	.000	5-6	.833	1	2	3	1.8	3	0	3	0	0	13	14.0	
ALABAMA	02/01/17		17	7-9	.778	5-6	.833	0-0	.000	0	0	0	1.7	3	1	2	0	0	19	14.3	
Totals			10	516	101-229	.441	41-111	.369	71-80	.888	12	26	38	1.7	38	28	34	2	10	314	14.3

Games played: 22
Minutes/game: 23.5
Points/game: 14.3
FG Pct: 44.1
3FG Pct: 36.9
FT Pct: 88.8

Rebounds/game: 1.7
Assists/game: 1.3
Turnovers/game: 1.5
Assist/turnover ratio: 0.8
Steals/game: 0.5
Blocks/game: 0.1

» SEASON/CAREER HIGHS »

POINTS

Season: 23 vs. Fort Wayne (11/11/16)
Career: 33 vs. Florida (3/10/16)

FIELD GOALS

Season: 7 (2x) last at Minnesota (11/22/16)
Career: 12 vs. Florida (3/10/16)

FIELD GOALS ATTEMPTED

Season: 17 vs. Fort Wayne (11/11/16)
Career: 23 vs. Florida (3/10/16)

3-POINT FIELD GOALS

Season: 5 (2x) last vs. Alabama (2/1/17)
Career: 8 vs. Mississippi State (1/9/16)

3-POINT FG ATTEMPTS

Season: 7 (2x) last vs. Mississippi State (1/10/17)
Career: 13 vs. Mississippi State (1/9/16)

FREE THROWS MADE

Season: 8 vs. Fort Wayne (11/11/16)
Career: 10 vs. Evansville (12/8/15)

FREE THROWS ATTEMPTS

Season: 10 vs. Fort Wayne (11/11/16)
Career: 10 (3x) last vs. Fort Wayne (11/11/16)

REBOUNDS

Season: 5 vs. Southern Illinois (11/14/16)
Career: 6 (2x) last vs. Missouri (2/20/16)

ASSISTS

Season: 3 (3x) last vs. Missouri (1/14/17)
Career: 6 at West Virginia (1/22/14)[^]

STEALS

Season: 2 vs. Texas (12/17/16)
Career: 3 (2x) last vs. Mississippi State (1/9/15)

BLOCKS

Season: 1 (2x) vs. No. 25 Florida (12/29/16)
Career: 1 (4x) vs. No. 25 Florida (12/29/16)

MINUTES

Season: 30 vs. Fort Wayne (11/11/16)
Career: 40 vs. Texas Tech (1/30/16)

[^] - at Texas Tech

» CAREER STATISTICS AT ARKANSAS »

			Total		3-Point		F-Throws		Rebounds											Scoring	
Season	gp-gs	min/avg	fg-fga	pct	fg-fga	pct	ft-fa	pct	off	def	tot	avg	pf	fo	ast	to	blk	stl	pts	avg	
2015-16	32-20	866/27.1	174-380	.458	81-187	.433	100-115	.870	19	58	77	2.4	68	0	29	41	0	20	529	16.5	
2016-17	22-10	516/23.5	101-229	.441	41-111	.369	71-80	.888	12	26	38	1.7	38	0	28	34	2	10	314	14.3	
TOTAL	54-30	1382/25.6	275-609	.452	122-298	.409	171-195	.877	31	84	115	2.1	106	0	57	75	2	30	843	15.6	

at guard... a six-three junior... from Little Rock, Arkansas... number four...

DARYL MACON



>> @YoD4 NEWS & NOTES >>

- Hit 3 free throws with 1.6 seconds left on the road against Vanderbilt on Jan. 24 to complete an improbable comeback over the Commodores after being down 15 with 6:02 remaining.
- Has scored Arkansas' first points in eight of the last 14 games, with six of those eight buckets coming from behind the arc.
- Has led or tied the team-high in scoring in seven of the last 13 games.
- Second on the team with 25 steals on the year.
- Is 83-of-93 (.892) from the charity stripe this season to lead the SEC and rank 22nd in the country.
- Has scored at least 12 points in 17 of 22 games this season, including 13 of the last 15.
- Has two 12+ made free throw performances this season (12-of-13 at Tennessee; 14-of-14 vs. Texas).
- His 14-of-14 free throw performance vs. Texas was the 2nd most makes in program history without a miss.
- Scored a career-high 23 points against Texas and was named the Lone Star Shootout MVP.
- Had made 29 straight free throws over a 5-game stretch before missing his final attempt vs. No. 25 Florida.
- Is the only player in the last 30 years to have 13+ points, 7+ rebounds, 5+ assists and 4+ steals in his Razorback debut. (Via @HogStats)
- Ranked as the No. 3 junior college transfer in the 2016 class.
- Averaged 23.9 points, 3.7 rebounds, and 3.2 assists per game as a sophomore at Holmes CC.

>> GAME-BY-GAME STATS >>

Opponent	Date	gs	min	Total		3-Pointers		Free throws		Rebounds					pf	a	t/o	blk	stl	pts	avg
				fg-fga	pct	3fg-fga	pct	ft-fa	pct	off	def	tot	avg								
FORT WAYNE	11/11/16	*	33	5-11	.455	2-6	.333	1-2	.500	2	5	7	7.0	3	5	4	0	4	13	13.0	
SOUTHERN ILLINOIS	11/14/16	*	20	4-6	.667	4-6	.667	0-0	.000	0	2	2	4.5	2	5	0	1	1	12	12.5	
UT ARLINGTON	11/18/16	*	26	2-6	.333	0-3	.000	3-4	.750	0	2	2	3.7	4	0	1	0	2	7	10.7	
at Minnesota	11/22/16	*	26	4-11	.364	0-4	.000	4-4	1.000	1	4	5	4.0	1	1	5	0	2	12	11.0	
MOUNT ST. MARY'S	11/28/16	*	18	4-7	.571	2-3	.667	5-6	.833	0	0	0	3.2	3	2	1	0	0	15	11.8	
STEPHEN F. AUSTIN	12/01/16	*	22	3-8	.375	1-4	.250	0-0	.000	0	0	0	2.7	3	5	1	0	2	7	11.0	
AUSTIN PEAY	12/03/16	*	15	4-7	.571	0-3	.000	0-0	.000	0	4	4	2.9	2	1	1	0	1	8	10.6	
HOUSTON	12/06/16	*	30	5-9	.556	3-4	.750	4-5	.800	1	2	3	2.9	1	3	3	0	1	17	11.4	
NORTH FLORIDA	12/10/16	*	23	3-6	.500	2-5	.400	5-5	1.000	0	4	4	3.0	2	4	3	0	3	13	11.6	
vs Texas	12/17/16	*	29	4-12	.333	1-5	.200	14-14	1.000	1	3	4	3.1	1	3	1	0	1	23	12.7	
NORTH DAKOTA STATE	12/20/16	*	24	5-12	.417	3-5	.600	2-2	1.000	4	2	6	3.4	0	5	4	0	1	15	12.9	
vs Sam Houston State	12/22/16	*	23	6-9	.667	2-5	.400	3-3	1.000	0	1	1	3.2	1	1	1	0	2	17	13.3	
FLORIDA	12/29/16	*	33	7-10	.700	3-5	.600	5-6	.833	0	4	4	3.2	2	1	1	0	1	22	13.9	
at Tennessee	01/03/17	*	26	1-6	.167	1-4	.250	12-13	.923	0	2	2	3.1	2	1	3	0	0	15	14.0	
at Kentucky	01/07/17	*	26	5-12	.417	3-7	.429	2-2	1.000	0	0	0	2.9	3	1	0	0	0	15	14.1	
MISSISSIPPI STATE	01/10/17	*	24	3-7	.429	1-4	.250	1-1	1.000	0	1	1	2.8	2	2	2	0	0	8	13.7	
MISSOURI	01/14/17	*	27	6-11	.545	4-8	.500	1-2	.500	1	3	4	2.9	3	6	2	0	2	17	13.9	
at Texas A&M	01/17/17	*	26	3-10	.300	1-5	.200	9-12	.750	0	4	4	2.9	0	1	3	1	1	16	14.0	
LSU	01/21/17	*	31	4-9	.444	3-7	.429	4-4	1.000	3	4	7	3.2	3	1	2	0	1	15	14.1	
at Vanderbilt	01/24/17	*	32	2-8	.250	1-4	.250	7-7	1.000	1	3	4	3.2	2	1	3	0	0	12	14.0	
at Oklahoma State	01/28/17	*	25	0-8	.000	0-6	.000	0-0	.000	0	1	1	3.1	3	1	0	0	0	0	13.3	
ALABAMA	02/01/17	*	27	4-8	.500	3-4	.750	1-1	1.000	0	1	1	3.0	2	4	1	0	0	12	13.2	
Totals			20	566	84-193	.435	40-107	.374	83-93	.892	14	52	66	3.0	45	54	42	2	25	291	13.2

Games played: 22
Minutes/game: 25.7
Points/game: 13.2
FG Pct: 43.5
3FG Pct: 37.4
FT Pct: 89.2

Rebounds/game: 3.0
Assists/game: 2.5
Turnovers/game: 1.9
Assist/turnover ratio: 1.3
Steals/game: 1.1
Blocks/game: 0.1

>> SEASON/CAREER HIGHS >>

POINTS

Season: 23 vs. Texas (12/17/16)

Career: 23 vs. Texas (12/17/16)

FIELD GOALS

Season: 7 vs. No. 25 Florida (12/29/16)

Career: 7 vs. No. 25 Florida (12/29/16)

FIELD GOALS ATTEMPTED

Season: 12 (3x) last at No. 6 Kentucky (1/7/17)

Career: 12 (3x) last at No. 6 Kentucky (1/7/17)

3-POINT FIELD GOALS

Season: 4 (2x) vs. Missouri (1/14/17)

Career: 4 (2x) vs. Missouri (1/14/17)

3-POINT FG ATTEMPTS

Season: 8 vs. Missouri (1/14/17)

Career: 8 vs. Missouri (1/14/17)

FREE THROWS MADE

Season: 14 vs. Texas (12/17/16)

Career: 14 vs. Texas (12/17/16)

FREE THROWS ATTEMPTS

Season: 14 vs. Texas (12/17/16)

Career: 14 vs. Texas (12/17/16)

REBOUNDS

Season: 7 (2x) last vs. LSU (1/21/17)

Career: 7 (2x) last vs. LSU (1/21/17)

ASSISTS

Season: 6 vs. Missouri (1/14/17)

Career: 6 vs. Missouri (1/14/17)

STEALS

Season: 4 vs. Fort Wayne (11/11/16)

Career: 4 vs. Fort Wayne (11/11/16)

BLOCKS

Season: 1 (2x) last at Texas A&M (1/17/17)

Career: 1 (2x) last at Texas A&M (1/17/17)

MINUTES

Season: 33 (2x) last vs. No. 25 Florida (12/29/16)

Career: 33 (2x) last vs. No. 25 Florida (12/29/16)

>> CAREER STATISTICS AT ARKANSAS >>

			Total		3-Point		F-Throws			Rebounds											Scoring	
Season	gp-gs	min/avg	fg-fga	pct	fg-fga	pct	ft-fa	pct	off	def	tot	avg	pf	fo	ast	to	blk	stl	pts	avg		
2016-17	22-20	566/25.7	84-193	.435	40-107	.374	83-93	.892	14	52	66	3.0	45	0	54	42	2	25	291	13.2		
TOTAL	22-20	566/25.7	84-193	.435	40-107	.374	83-93	.892	14	52	66	3.0	45	0	54	42	2	25	291	13.2		

at forward... a six-eight junior... from St. Louis, Missouri... number five...

ARLANDO COOK



@ ballxbooks NEWS & NOTES »

- Had a season-high seven rebounds at Texas A&M in Arkansas' comeback win over the Aggies on Jan. 17.
- Has a rebound in 18 straight games and has scored in 18 of 22 games this season.
- Had a career-high three blocks and six rebounds against Sam Houston State in 15 minutes of action.
- Went 4-for-4 from the charity stripe in the final two minutes against Texas.
- Played a season-high 21 minutes off the bench against No. 25 Florida.
- Three of his four baskets against Southern Illinois were lay-ups in transition.
- Junior college transfer from Connors State College
- Ranked as the No. 6 junior college transfer in the 2016 class.
- Averaged 16.0 points and 10.1 rebounds per game last season as a sophomore at Connors State College.

» GAME-BY-GAME STATS »

Opponent	Date	gs	min	Total		3-Pointers		Free throws		Rebounds				Other				pts	avg
				fg-fga	pct	3fg-fga	pct	ft-fa	pct	off	def	tot	avg	pf	a	t/o	blk	stl	
FORT WAYNE	11/11/16	5		0-0	.000	0-0	.000	0-0	.000	0	0	0	0.0	3	0	2	0	0	0.0
SOUTHERN ILLINOIS	11/14/16	13		4-8	.500	0-0	.000	1-1	1.000	0	2	2	1.0	0	0	1	1	1	4.5
UT ARLINGTON	11/18/16	13		0-2	.000	0-0	.000	1-2	.500	1	0	1	1.0	0	0	1	1	1	3.3
at Minnesota	11/22/16	14		2-3	.667	0-0	.000	0-0	.000	0	0	0	0.8	4	0	3	1	1	4.3
MOUNT ST. MARY'S	11/28/16	13		1-4	.250	0-0	.000	1-2	.500	0	2	2	1.0	1	1	0	0	0	3.4
STEPHEN F. AUSTIN	12/01/16	9		1-2	.500	0-0	.000	0-0	.000	1	0	1	1.0	0	0	0	0	0	3.2
AUSTIN PEAY	12/03/16	15		2-4	.500	0-0	.000	0-0	.000	3	0	3	1.3	1	2	0	0	1	4.3
HOUSTON	12/06/16	10		0-1	.000	0-0	.000	0-0	.000	1	0	1	1.3	0	0	0	0	0	2.9
NORTH FLORIDA	12/10/16	12		2-4	.500	0-0	.000	0-0	.000	3	1	4	1.6	2	0	1	0	2	4.0
vs Texas	12/17/16	17		1-1	1.000	0-0	.000	4-4	1.000	0	2	2	1.6	4	1	0	1	1	6.3
NORTH DAKOTA STATE	12/20/16	13		1-3	.333	0-0	.000	2-2	1.000	1	2	3	1.7	0	1	0	0	0	4.4
vs Sam Houston State	12/22/16	15		2-3	.667	0-0	.000	0-0	.000	0	6	6	2.1	3	0	1	3	0	4.4
FLORIDA	12/29/16	21		2-5	.400	0-0	.000	4-4	1.000	0	2	2	2.1	3	1	1	1	0	8.3
at Tennessee	01/03/17	*	11	0-2	.000	0-0	.000	1-2	.500	1	2	3	2.1	3	0	1	0	0	1.6
at Kentucky	01/07/17	*	15	3-5	.600	0-0	.000	0-0	.000	0	1	1	2.1	0	0	0	0	1	6.7
MISSISSIPPI STATE	01/10/17	*	11	1-3	.333	0-0	.000	1-2	.500	1	2	3	2.1	2	1	1	0	0	3.7
MISSOURI	01/14/17	7		0-0	.000	0-0	.000	0-0	.000	0	1	1	2.1	0	0	0	0	0	3.5
at Texas A&M	01/17/17	21		3-4	.750	0-0	.000	0-1	.000	2	5	7	2.3	4	2	0	1	2	6.6
LSU	01/21/17	*	19	2-3	.667	0-0	.000	4-7	.571	2	4	6	2.5	5	2	2	0	0	8.8
at Vanderbilt	01/24/17	*	12	1-5	.200	0-0	.000	0-0	.000	3	1	4	2.6	2	0	0	0	0	3.8
at Oklahoma State	01/28/17	*	7	0-2	.000	0-0	.000	0-0	.000	1	0	1	2.5	1	0	2	0	0	3.6
ALABAMA	02/01/17	*	11	1-1	1.000	0-0	.000	0-0	.000	1	0	1	2.5	3	0	2	0	0	3.5
Totals		7	284	29-65	.446	0-0	.000	19-27	.704	21	33	54	2.5	41	11	18	9	10	77 3.5

Games played: 22
Minutes/game: 12.9
Points/game: 3.5
FG Pct: 44.6
FT Pct: 70.4

Rebounds/game: 2.5
Assists/game: 0.5
Turnovers/game: 0.8
Assist/turnover ratio: 0.6
Steals/game: 0.5
Blocks/game: 0.4

» SEASON/CAREER HIGHS »

POINTS

Season: 9 vs. Southern Illinois (11/14/16)
Career: 9 vs. Southern Illinois (11/14/16)

FIELD GOALS

Season: 4 vs. Southern Illinois (11/14/16)
Career: 4 vs. Southern Illinois (11/14/16)

FIELD GOALS ATTEMPTED

Season: 8 vs. Southern Illinois (11/14/16)
Career: 8 vs. Southern Illinois (11/14/16)

3-POINT FIELD GOALS

Season: --
Career: --

3-POINT FG ATTEMPTS

Season: --
Career: --

FREE THROWS MADE

Season: 4 (3x) last vs. LSU (1/21/17)
Career: 4 (3x) last vs. LSU (1/21/17)

FREE THROWS ATTEMPTS

Season: 7 vs. LSU (1/21/17)
Career: 7 vs. LSU (1/21/17)

REBOUNDS

Season: 7 at Texas A&M (1/17/17)
Career: 7 at Texas A&M (1/17/17)

ASSISTS

Season: 2 (3x) last vs. LSU (1/21/17)
Career: 2 (3x) last vs. LSU (1/21/17)

STEALS

Season: 2 (2x) last at Texas A&M (1/17/17)
Career: 2 (2x) last at Texas A&M (1/17/17)

BLOCKS

Season: 3 vs. Sam Houston State (12/22/16)
Career: 3 vs. Sam Houston State (12/22/16)

MINUTES

Season: 21 (2x) last at Texas A&M (1/17/17)
Career: 21 (2x) last at Texas A&M (1/17/17)

» CAREER STATISTICS AT ARKANSAS »

Season	gp-gs	min/avg	Total		3-Point		F-Throws		Rebounds				Scoring					
			fg-fga	pct	fg-fga	pct	ft-fa	pct	off	def	tot	avg	pf	fo	ast	to	blk	stl
2016-17	22-7	284/12.9	29-65	.446	0-0	.000	19-27	.704	21	33	54	2.5	41	1	11	18	9	10
TOTAL	22-7	284/12.9	29-65	.446	0-0	.000	19-27	.704	21	33	54	2.5	41	1	11	18	9	10

at forward... a **six-eight** freshman... from Fort Wayne, **Indiana**... number **twelve**...

BRACHENHAZEN



» @Brachen_ NEWS & NOTES »

- Pulled down a career-high five rebounds in only seven minutes against Sam Houston State.
- Tipped in his first points as a Razorback against Austin Peay off an offensive rebound.
- Saw his first action as a Razorback against Southern Illinois.
- Ranked the No. 7 player in the state of Indiana.
- No. 50 small forward in the 2016 class by 247Sports.
- Averaged 16.1 points, 9.3 rebounds, 2.6 assists, 1.4 steals and 1.8 blocks per game as a senior at Columbia City High School.

» GAME-BY-GAME STATS »

Opponent	Date	gs	min	Total fg-fga	pct	3-Pointers 3fg-fga	pct	Free throws ft-fa	pct	Rebounds off def tot	avg	pf	a	t/o	blk	stl	pts	avg
FORT WAYNE	11/11/16	dnp		-	-	-	-	-	-	-	-	-	-	-	-	-	-	-
SOUTHERN ILLINOIS	11/14/16	8		0-0	.000	0-0	.000	0-0	.000	1	1	2	2.0	3	0	4	0	0
UT ARLINGTON	11/18/16	dnp		-	-	-	-	-	-	-	-	-	-	-	-	-	-	-
at Minnesota	11/22/16	3		0-0	.000	0-0	.000	0-0	.000	0	0	0	1.0	0	0	0	0	0.0
MOUNT ST. MARY'S	11/28/16	1		0-0	.000	0-0	.000	0-2	.000	0	0	0	0.7	0	0	0	0	0.0
STEPHEN F. AUSTIN	12/01/16	2		0-0	.000	0-0	.000	0-0	.000	0	1	1	0.8	0	0	0	0	0.0
AUSTIN PEAY	12/03/16	9		1-2	.500	0-0	.000	0-0	.000	1	0	1	0.8	1	0	0	0	0.4
HOUSTON	12/06/16	dnp		-	-	-	-	-	-	-	-	-	-	-	-	-	-	-
NORTH FLORIDA	12/10/16	1		0-0	.000	0-0	.000	0-0	.000	0	0	0	0.7	0	0	0	0	0.3
vs Texas	12/17/16	dnp		-	-	-	-	-	-	-	-	-	-	-	-	-	-	-
NORTH DAKOTA STATE	12/20/16	1		0-0	.000	0-0	.000	1-2	.500	0	0	0	0.6	0	0	0	0	0.4
vs Sam Houston State	12/22/16	7		0-2	.000	0-1	.000	0-0	.000	0	5	5	1.1	1	1	0	0	0.4
FLORIDA	12/29/16	dnp		-	-	-	-	-	-	-	-	-	-	-	-	-	-	-
at Tennessee	01/03/17	dnp		-	-	-	-	-	-	-	-	-	-	-	-	-	-	-
at Kentucky	01/07/17	1		0-0	.000	0-0	.000	0-0	.000	0	0	0	1.0	0	0	0	0	0.3
MISSISSIPPI STATE	01/10/17	dnp		-	-	-	-	-	-	-	-	-	-	-	-	-	-	-
MISSOURI	01/14/17	1		0-0	.000	0-0	.000	0-0	.000	0	1	1	1.0	0	0	0	0	0.3
at Texas A&M	01/17/17	dnp		-	-	-	-	-	-	-	-	-	-	-	-	-	-	-
LSU	01/21/17	dnp		-	-	-	-	-	-	-	-	-	-	-	-	-	-	-
at Vanderbilt	01/24/17	dnp		-	-	-	-	-	-	-	-	-	-	-	-	-	-	-
at Oklahoma State	01/28/17	dnp		-	-	-	-	-	-	-	-	-	-	-	-	-	-	-
ALABAMA	02/01/17	3		0-1	.000	0-0	.000	0-0	.000	0	0	0	0.9	0	0	0	0	0.3
Totals		0	37	1-5	.200	0-1	.000	1-4	.250	2	8	10	0.9	5	1	4	0	0.3

Games played: 11
Minutes/game: 3.4
Points/game: 0.3
FG Pct: 20.0
3FG Pct: 0.0
FT Pct: 25.0

Rebounds/game: 0.9
Assists/game: 0.1
Turnovers/game: 0.4
Assist/turnover ratio: 0.3

» SEASON/CAREER HIGHS »

POINTS

Season: 2 vs. Austin Peay (12/3/16)

Career: 2 vs. Austin Peay (12/3/16)

FIELD GOALS

Season: 1 vs. Austin Peay (12/3/16)

Career: 1 vs. Austin Peay (12/3/16)

FIELD GOALS ATTEMPTED

Season: 2 (2x) last vs. Sam Houston State (12/22/16)

Career: 2 (2x) last vs. Sam Houston State (12/22/16)

3-POINT FIELD GOALS

Season: --

Career: --

3-POINT FG ATTEMPTS

Season: 1 vs. Sam Houston State (12/22/16)

Career: 1 vs. Sam Houston State (12/22/16)

FREE THROWS MADE

Season: 1 vs. North Dakota State (12/20/16)

Career: 1 vs. North Dakota State (12/20/16)

FREE THROWS ATTEMPTS

Season: 2 (2x) last vs. North Dakota State (12/20/16)

Career: 2 (2x) last vs. North Dakota State (12/20/16)

REBOUNDS

Season: 5 vs. Sam Houston State (12/22/16)

Career: 5 vs. Sam Houston State (12/22/16)

ASSISTS

Season: 1 vs. Sam Houston State (12/22/16)

Career: 1 vs. Sam Houston State (12/22/16)

STEALS

Season:

Career:

BLOCKS

Season:

Career:

MINUTES

Season: 9 vs. Austin Peay (12/3/16)

Career: 9 vs. Austin Peay (12/3/16)

» CAREER STATISTICS AT ARKANSAS »

Season	gp-gs	min/avg	Total fg-fga	pct	3-Point fg-fga	pct	F-Throws ft-fa	pct	Rebounds off def tot	avg	pf	fo	ast	to	blk	stl	Scoring pts	avg
2016-17	11-0	37/3.4	1-5	.200	0-1	.000	1-4	.250	2	8	10	0.9	5	0	1	4	0	3
TOTAL	11-0	37/3.4	1-5	.200	0-1	.000	1-4	.250	2	8	10	0.9	5	0	1	4	0	3

at forward... a **six-eight** redshirt junior... from Texarkana, **Texas**... number **thirteen**...

DUSTIN THOMAS



» @YehThatsMe_DT13 NEWS & NOTES »

- Has an assist in 11 of the last 18 games.
- Has 5+ rebounds in 10 games this season, including the last two.
- Pulled down seven first half rebounds against Sam Houston State, including two on the offensive end.
- Tied a career-high with four assists against Austin Peay.
- Scored nine first-half points against Mount St. Mary's to lead the team at the break.
- Sat out the season due to NCAA four-year transfer rules.
- Averaged 4.0 points and 2.5 rebounds per game over two years at Colorado.
- Scored a career high 17 points and three steals against Southern California his sophomore year.

» GAME-BY-GAME STATS »

Opponent	Date	qs	min	Total		3-Pointers		Free throws		Rebounds				pf	a	t/o	blk	stl	pts	avg
				fg-fga	pct	3fg-fga	pct	ft-fa	pct	off	def	tot	avg							
FORT WAYNE	11/11/16	*	18	4-6	.667	0-0	.000	2-3	.667	1	5	6	6.0	5	0	3	0	0	10	10.0
SOUTHERN ILLINOIS	11/14/16	*	18	1-3	.333	0-0	.000	0-0	.000	1	0	1	3.5	1	4	0	0	1	2	6.0
UT ARLINGTON	11/18/16	*	28	1-3	.333	0-0	.000	6-8	.750	2	4	6	4.3	4	2	1	1	2	8	6.7
at Minnesota	11/22/16	*	12	1-5	.200	0-0	.000	3-4	.750	1	1	2	3.8	4	0	1	0	0	5	6.3
MOUNT ST. MARY'S	11/28/16	*	23	6-7	.857	1-1	1.000	0-0	.000	1	4	5	4.0	3	1	0	0	1	13	7.6
STEPHEN F. AUSTIN	12/01/16	*	21	4-8	.500	0-0	.000	1-2	.500	2	0	2	3.7	2	1	2	0	0	9	7.8
AUSTIN PEAY	12/03/16	*	16	3-6	.500	0-1	.000	1-2	.500	0	3	3	3.6	2	4	1	0	0	7	7.7
HOUSTON	12/06/16	*	23	4-7	.571	0-0	.000	3-4	.750	2	3	5	3.8	4	3	1	1	0	11	8.1
NORTH FLORIDA	12/10/16	*	22	2-5	.400	0-0	.000	4-4	1.000	2	6	8	4.2	1	3	1	0	0	8	8.1
vs Texas	12/17/16	*	21	0-3	.000	0-0	.000	0-0	.000	2	1	3	4.1	4	0	0	1	0	0	7.3
NORTH DAKOTA STATE	12/20/16	*	13	2-6	.333	0-0	.000	2-2	1.000	2	0	2	3.9	4	0	0	0	0	6	7.2
vs Sam Houston State	12/22/16	*	17	1-3	.333	0-0	.000	4-6	.667	2	5	7	4.2	1	1	0	0	1	6	7.1
FLORIDA	12/29/16	*	12	1-4	.250	0-0	.000	0-0	.000	0	2	2	4.0	3	2	2	0	0	2	6.7
at Tennessee	01/03/17	26	2-4	.500	0-0	.000	2-2	1.000	0	7	7	4.2	5	0	1	0	2	6	6.6	
at Kentucky	01/07/17	7	0-2	.000	0-0	.000	0-0	.000	1	1	2	4.1	4	1	0	0	0	0	6.2	
MISSISSIPPI STATE	01/10/17	26	2-4	.500	0-0	.000	4-8	.500	4	3	7	4.3	1	0	1	0	1	8	6.3	
MISSOURI	01/14/17	*	18	1-3	.333	0-0	.000	1-2	.500	0	2	2	4.1	4	0	1	0	0	3	6.1
at Texas A&M	01/17/17	*	19	2-4	.500	0-0	.000	0-0	.000	0	2	2	4.0	3	2	1	0	0	4	6.0
LSU	01/21/17	6	1-2	.500	0-0	.000	0-0	.000	0	2	4	4.0	4	0	1	0	0	2	5.8	
at Vanderbilt	01/24/17	16	1-2	.500	0-0	.000	0-0	.000	0	3	3	4.0	3	0	0	1	0	2	5.6	
at Oklahoma State	01/28/17	17	3-3	1.000	0-0	.000	3-3	1.000	3	2	5	4.0	2	1	2	0	2	9	5.8	
ALABAMA	02/01/17	13	1-4	.250	0-0	.000	0-2	.000	2	3	5	4.0	5	1	0	0	2	2	5.6	
Totals		15	392	43-94	.457	1-2	.500	36-52	.692	30	59	89	4.0	69	26	19	4	12	123	5.6

Games played: 22
Minutes/game: 17.8
Points/game: 5.6
FG Pct: 45.7
3FG Pct: 50.0
FT Pct: 69.2

Rebounds/game: 4.0
Assists/game: 1.2
Turnovers/game: 0.9
Assist/turnover ratio: 1.4
Steals/game: 0.5
Blocks/game: 0.2

» SEASON/CAREER HIGHS »

POINTS

Season: 13 vs. Mount St. Mary's (11/28/16)

Career: 17 vs. USC (01/04/15)^

FIELD GOALS

Season: 6 vs. Mount St. Mary's (11/28/16)

Career: 6 vs. Mount St. Mary's (11/28/16)

FIELD GOALS ATTEMPTED

Season: 8 vs. Stephen F. Austin (12/1/16)

Career: 8 (2x) last vs. Stephen F. Austin (12/1/16)

3-POINT FIELD GOALS

Season: 1 vs. Mount St. Mary's (11/28/16)

Career: 3 vs. USC (Jan. 4, 2015)^

3-POINT FG ATTEMPTS

Season: 1 (2x) last vs. Austin Peay (12/3/16)

Career: 3 (3x) last vs. USC (01/04/15)^

FREE THROWS MADE

Season: 6 vs. UT Arlington (11/18/16)

Career: 6 vs. UT Arlington (11/18/16)

FREE THROWS ATTEMPTS

Season: 8 (2x) last vs. Mississippi State (1/10/17)

Career: 8 (3x) last vs. Mississippi State (1/10/17)

REBOUNDS

Season: 8 vs. North Florida (12/10/16)

Career: 8 vs. North Florida (12/10/16)

ASSISTS

Season: 4 (2x) last vs. Austin Peay (12/3/16)

Career: 4 (2x) last vs. Southern Illinois (11/14/16)

STEALS

Season: 2 (3x) last at Oklahoma State (1/28/17)

Career: 3 vs. USC (01/04/15)^

BLOCKS

Season: 1 (4x) last at Vanderbilt (1/24/17)

Career: 2 (2x) last vs. California (02/12/15)^

MINUTES

Season: 28 vs. UT Arlington (11/18/16)

Career: 30 at UCLA (01/31/15)^

^ - at Colorado

» CAREER STATISTICS AT ARKANSAS »

Season	gp-gs	min/avg	Total		3-Point		F-Throws		Rebounds				Scoring					
			fg-fga	pct	fg-fga	pct	ft-fa	pct	off	def	tot	avg	pf	fo	ast	to	blk	stl
2016-17	22-15	392/17.8	43-94	.457	1-2	.500	36-52	.692	30	59	89	4.0	69	3	26	19	4	12
TOTAL	22-15	392/17.8	43-94	.457	1-2	.500	36-52	.692	30	59	89	4.0	69	3	26	19	4	12

at guard... a **six-three** senior... from Fayetteville, **Arkansas**... number **twenty-one**...

MANNY WATKINS



» @ManualeWatkins NEWS & NOTES »

- Scored 10 pts in the first half against Alabama to record his second double-digit scoring effort of the season.
- Was 0-of-8 from behind the arc in his first 92 games as a Razorback, before sinking 7-of-14 attempts over the last 6 games, including a 3-for-3 performance at Texas A&M on Jan. 17.
- Has 12 turnovers in 459 minutes of action. Averaging one turnover per 38.25 minutes of action.
- Leads the team with 30 steals.
- The 6-3 guard is tied for third on the team in rebounding at 3.6 per game.
- After having six double-digit scoring efforts in his first 76 games, he opened the 2016-17 campaign with a 10-point effort against Fort Wayne.
- Son of Associate Head Coach Melvin Watkins.
- Averaged 5.1 points and 3.0 rebounds per game as a junior.

» GAME-BY-GAME STATS »

Opponent	Date	gs	min	Total		3-Pointers		Free throws		Rebounds				pf	a	t/o	blk	stl	pts	avg
				fg-fga	pct	3fg-fga	pct	ft-fa	pct	off	def	tot	avg							
FORT WAYNE	11/11/16	27	5-6	.833	0-0	.000	0-0	.000	0	3	3	3.0	2	2	0	0	0	0	10	10.0
SOUTHERN ILLINOIS	11/14/16	21	2-5	.400	0-0	.000	0-0	.000	2	1	3	3.0	2	4	0	0	1	4	7.0	
UT ARLINGTON	11/18/16	20	3-5	.600	0-0	.000	1-1	1.000	1	2	3	3.0	0	1	0	0	1	7	7.0	
at Minnesota	11/22/16	22	2-6	.333	0-0	.000	0-0	.000	2	2	4	3.3	3	1	1	0	3	4	6.3	
MOUNT ST. MARY'S	11/28/16	* 22	4-6	.667	0-0	.000	0-0	.000	2	4	6	3.8	0	4	0	0	2	8	6.6	
STEPHEN F. AUSTIN	12/01/16	* 21	4-7	.571	0-0	.000	0-0	.000	1	6	7	4.3	2	1	1	0	2	8	6.8	
AUSTIN PEAY	12/03/16	* 16	1-2	.500	0-0	.000	2-2	1.000	0	1	1	3.9	0	3	0	0	1	4	6.4	
HOUSTON	12/06/16	* 27	2-6	.333	0-0	.000	2-2	1.000	1	6	7	4.3	1	4	0	0	1	6	6.4	
NORTH FLORIDA	12/10/16	* 22	2-6	.333	0-0	.000	3-4	.750	2	2	4	4.2	2	4	2	0	3	7	6.4	
vs Texas	12/17/16	* 20	3-4	.750	0-0	.000	0-0	.000	1	3	4	4.2	2	0	1	0	1	6	6.4	
NORTH DAKOTA STATE	12/20/16	* 25	1-2	.500	0-0	.000	2-2	1.000	0	6	6	4.4	1	2	1	0	3	4	6.2	
vs Sam Houston State	12/22/16	* 16	1-1	1.000	0-0	.000	0-1	.000	0	2	2	4.2	2	1	1	0	2	5.8		
FLORIDA	12/29/16	* 23	2-5	.400	0-0	.000	0-0	.000	3	3	6	4.3	2	2	0	0	0	4	5.7	
at Tennessee	01/03/17	* 21	4-6	.667	0-0	.000	0-2	.000	1	2	3	4.2	1	0	1	0	0	8	5.9	
at Kentucky	01/07/17	* 32	4-6	.667	0-0	.000	0-0	.000	1	6	7	4.4	3	1	0	0	0	8	6.0	
MISSISSIPPI STATE	01/10/17	* 18	1-2	.500	0-0	.000	0-0	.000	0	0	0	4.1	1	2	1	0	2	2	5.8	
MISSOURI	01/14/17	22	3-6	.500	1-4	.250	1-2	.500	1	1	2	4.0	3	1	0	0	0	8	5.9	
at Texas A&M	01/17/17	23	3-5	.600	3-3	1.000	0-0	.000	1	5	6	4.1	2	2	2	0	3	9	6.1	
LSU	01/21/17	2	0-0	.000	0-0	.000	0-0	.000	0	0	0	3.9	0	1	0	0	0	0	5.7	
at Vanderbilt	01/24/17	21	1-3	.333	0-1	.000	0-0	.000	1	1	2	3.8	4	1	1	0	1	2	5.6	
at Oklahoma State	01/28/17	17	2-3	.667	1-2	.500	0-1	.000	0	0	0	3.6	4	0	0	0	1	5	5.5	
ALABAMA	02/01/17	21	2-5	.400	2-4	.500	4-8	.500	1	3	4	3.6	0	2	0	0	3	10	5.7	
Totals		12	459	52-97	.536	7-14	.500	15-25	.600	21	59	80	3.6	37	39	12	0	30	126	5.7

Games played: 22
Minutes/game: 20.9
Points/game: 5.7
FG Pct: 53.6
3FG Pct: 50.0
FT Pct: 60.0

Rebounds/game: 3.6
Assists/game: 1.8
Turnovers/game: 0.5
Assist/turnover ratio: 3.3
Steals/game: 1.4

» SEASON/CAREER HIGHS »

POINTS

Season: 10 (2x) last vs. Alabama (2/1/17)
Career: 14 (2x) last at Wake Forest (12/04/15)

FIELD GOALS

Season: 5 vs. Fort Wayne (11/11/16)
Career: 6 at Wake Forest (12/04/15)

FIELD GOALS ATTEMPTED

Season: 7 vs. Stephen F. Austin (12/1/17)
Career: 10 at Texas A&M (01/02/16)

3-POINT FIELD GOALS

Season: 3 at Texas A&M (1/17/17)
Career: 3 at Texas A&M (1/17/17)

3-POINT FG ATTEMPTS

Season: 4 (2x) last vs. Alabama (2/1/17)
Career: 4 (2x) last vs. Alabama (2/1/17)

FREE THROWS MADE

Season: 4 vs. Alabama (2/1/17)
Career: 4 (2x) last vs. Alabama (2/1/17)

FREE THROWS ATTEMPTS

Season: 8 vs. Alabama (2/1/17)
Career: 8 vs. Alabama (2/1/17)

REBOUNDS

Season: 7 (3x) last at No. 6 Kentucky (1/7/17)
Career: 9 vs. Northwestern State (12/01/15)

ASSISTS

Season: 4 (4x) last vs. North Florida (12/10/16)
Career: 5 (2x) last vs. Northwestern State (12/01/15)

STEALS

Season: 3 (5x) last vs. Alabama (2/1/17)
Career: 5 vs. Wake Forest (11/19/14)

BLOCKS

Season: --
Career: 1 (3x) last vs. Auburn (02/17/16)

MINUTES

Season: 32 at No. 6 Kentucky (1/7/17)
Career: 36 at Dayton (12/30/15)

» CAREER STATISTICS AT ARKANSAS »

Season	gp-gs	min/avg	Total		3-Point		F-Throws		Rebounds				Scoring					
			fg-fga	pct	fg-fga	pct	ft-fa	pct	off	def	tot	avg	pf	fo	ast	to	blk	stl
2013-14	8-0	27/3.4	2-3	.667	0-0	.000	1-2	.500	1	3	4	0.5	2	0	1	2	0	3
2014-15	36-0	502/13.9	38-68	.559	0-7	.000	17-24	.708	17	56	73	2.0	54	0	39	28	0	37
2015-16	32-9	629/19.7	69-145	.476	0-1	.000	25-46	.543	29	67	96	3.0	55	1	66	24	3	28
2016-17	22-12	459/20.9	52-97	.536	7-14	.500	15-25	.600	21	59	80	3.6	37	0	39	12	0	30
TOTAL	98-21	1617/16.5	161-313	.514	7-22	.318	58-97	.598	68	185	253	2.6	148	1	145	66	3	98

at guard... a **six-five** freshman... from Birmingham, **Alabama**... number **twenty-three**...

C.J. JONES



» @CJ_Jones2 NEWS & NOTES »

- Hit a career-high three 3-pointers against Austin Peay, tying a career-high with 11 points. Also swatted three shots in the 99-62 victory.
- Saw his first action in the Southern Illinois game, scoring 11 points on 2-of-4 shooting from behind the arc, 3-of-5 from the field.
- His first two baskets as a Razorback were a wide open 3-pointer 33 seconds after subbing in, followed by an alley-oop dunk from Anton Beard shortly after.
- Sat out the season opener due to an injury (sprained knee).
- Ranked as the No. 6 player in the state of Alabama.
- Led his high school team in scoring his final two seasons.
- Averaged 28 points, 6 rebounds, 4 assists and 3 steals per game as a senior.

» GAME-BY-GAME STATS »

Opponent	Date	gs	min	Total fg-fga	pct	3-Pointers 3fg-fga	pct	Free throws ft-fa	pct	Rebounds off	def	tot	avg	pf	a	t/o	blk	stl	pts	avg
FORT WAYNE	11/11/16	dnp		-	-	-	-	-	-	-	-	-	-	-	-	-	-	-	-	-
SOUTHERN ILLINOIS	11/14/16	17	3-5	.600	2-4	.500	3-3	1.000	0	2	2	2.0	2	0	0	0	0	0	11	11.0
UT ARLINGTON	11/18/16	dnp		-	-	-	-	-	-	-	-	-	-	-	-	-	-	-	-	-
at Minnesota	11/22/16	4	0-0	.000	0-0	.000	0-0	.000	0	0	0	1.0	1	0	1	0	0	0	0	5.5
MOUNT ST. MARY'S	11/28/16	14	1-4	.250	1-3	.333	2-2	1.000	0	1	1	1.0	1	1	1	0	0	0	5	5.3
STEPHEN F. AUSTIN	12/01/16	11	2-5	.400	2-2	1.000	0-0	.000	0	1	1	1.0	1	1	1	1	0	0	6	5.5
AUSTIN PEAY	12/03/16	15	4-6	.667	3-4	.750	0-0	.000	0	0	0	0.8	2	2	0	3	0	0	11	6.6
HOUSTON	12/06/16	7	1-2	.500	1-2	.500	0-0	.000	0	2	2	1.0	1	1	0	0	0	0	3	6.0
NORTH FLORIDA	12/10/16	5	0-1	.000	0-1	.000	0-0	.000	0	1	1	1.0	0	1	0	0	0	0	0	5.1
vs Texas	12/17/16	dnp		-	-	-	-	-	-	-	-	-	-	-	-	-	-	-	-	-
NORTH DAKOTA STATE	12/20/16	11	0-0	.000	0-0	.000	0-0	.000	0	2	2	1.1	0	0	0	1	0	0	0	4.5
vs Sam Houston State	12/22/16	14	3-5	.600	1-2	.500	0-2	.000	0	1	1	1.1	1	0	0	0	0	0	7	4.8
FLORIDA	12/29/16	dnp		-	-	-	-	-	-	-	-	-	-	-	-	-	-	-	-	-
at Tennessee	01/03/17	dnp		-	-	-	-	-	-	-	-	-	-	-	-	-	-	-	-	-
at Kentucky	01/07/17	1	0-0	.000	0-0	.000	0-0	.000	0	0	0	1.0	0	0	0	0	0	0	0	4.3
MISSISSIPPI STATE	01/10/17	5	0-1	.000	0-1	.000	0-0	.000	0	0	0	0.9	0	0	0	0	0	0	0	3.9
MISSOURI	01/14/17	5	2-2	1.000	2-2	1.000	0-0	.000	0	1	1	0.9	1	0	0	0	1	6	4.1	
at Texas A&M	01/17/17	dnp		-	-	-	-	-	-	-	-	-	-	-	-	-	-	-	-	-
LSU	01/21/17	3	0-1	.000	0-1	.000	0-0	.000	0	0	0	0.8	1	0	0	0	0	0	0	3.8
at Vanderbilt	01/24/17	dnp		-	-	-	-	-	-	-	-	-	-	-	-	-	-	-	-	-
at Oklahoma State	01/28/17	2	0-0	.000	0-0	.000	0-0	.000	0	0	0	0.8	0	0	1	0	0	0	0	3.5
ALABAMA	02/01/17	4	1-3	.333	0-1	.000	0-0	.000	0	0	0	0.7	0	0	0	0	0	0	2	3.4
Totals		0	118	17-35	.486	12-23	.522	5-7	.714	0	11	11	0.7	11	6	4	5	1	51	3.4

Games played: 15
Minutes/game: 7.9
Points/game: 3.4
FG Pct: 48.6
3FG Pct: 52.2
FT Pct: 71.4

Rebounds/game: 0.7
Assists/game: 0.4
Turnovers/game: 0.3
Assist/turnover ratio: 1.5
Steals/game: 0.1
Blocks/game: 0.3

» SEASON/CAREER HIGHS »

POINTS

Season: 11 (2x) last vs. Austin Peay (12/3/16)

Career: 11 (2x) last vs. Austin Peay (12/3/16)

FIELD GOALS

Season: 4 vs. Austin Peay (12/3/16)

Career: 4 vs. Austin Peay (12/3/16)

FIELD GOALS ATTEMPTED

Season: 6 vs. Austin Peay (12/3/16)

Career: 6 vs. Austin Peay (12/3/16)

3-POINT FIELD GOALS

Season: 3 vs. Austin Peay (12/3/16)

Career: 3 vs. Austin Peay (12/3/16)

3-POINT FG ATTEMPTS

Season: 4 (2x) last vs. Austin Peay (12/3/16)

Career: 4 (2x) last vs. Austin Peay (12/3/16)

FREE THROWS MADE

Season: 3 vs. Southern Illinois (11/14/16)

Career: 3 vs. Southern Illinois (11/14/16)

FREE THROWS ATTEMPTS

Season: 3 vs. Southern Illinois (11/14/16)

Career: 3 vs. Southern Illinois (11/14/16)

REBOUNDS

Season: 2 (3x) last vs. North Dakota State (12/20/16)

Career: 2 (3x) last vs. North Dakota State (12/20/16)

ASSISTS

Season: 2 vs. Austin Peay (12/3/16)

Career: 2 vs. Austin Peay (12/3/16)

STEALS

Season: 1 vs. Missouri (1/14/17)

Career: 1 vs. Missouri (1/14/17)

BLOCKS

Season: 3 vs. Austin Peay (12/3/16)

Career: 3 vs. Austin Peay (12/3/16)

MINUTES

Season: 17 vs. Southern Illinois (11/14/16)

Career: 17 vs. Southern Illinois (11/14/16)

» CAREER STATISTICS AT ARKANSAS »

Season	gp-gs	min/avg	Total fg-fga	pct	3-Point fg-fga	pct	F-Throws ft-fa	pct	Rebounds off	def	tot	avg	Scoring pts	avg
2016-17	15-0	118/7.9	17-35	.486	12-23	.522	5-7	.714	0	11	11	0.7	51	3.4
TOTAL	15-0	118/7.9	17-35	.486	12-23	.522	5-7	.714	0	11	11	0.7	51	3.4

at guard... a **six-foot** junior... from North Little Rock, **Arkansas**... number **thirty one**...

ANTON BEARD



» @AntonBeard31 NEWS & NOTES »

- Has an offensive board in 13 games this season and is T-3rd on the team with 23 this season.
- Scored in double-figures in nine of the last 12 games.
- Tied a season-high with 16 points against LSU, shooting 5-of-7 from the field, 2-of-2 from behind the arc and sinking all four free throws.
- His line of 16 points, 7 assists and 0 turnovers against LSU was the first by a Razorback in six seasons.
- Recorded 16 points against Sam Houston State in his hometown of North Little Rock on Dec. 22.
- The six-foot junior has brought down multiple rebounds in 13 of the last 18 games and 3+ rebounds in eight games.
- Scored 12 points in the second half against UT Arlington.
- Scored a career high 18 points at Georgia (1/23/16) last season on 5-of-9 shooting from the field.

» GAME-BY-GAME STATS »

Opponent	Date	gs	min	Total		3-Pointers		Free throws		Rebounds										
				fg-fga	pct	3fg-fga	pct	ft-fa	pct	off	def	tot	avg	pf	a	t/o	blk	stl	pts	avg
FORT WAYNE	11/11/16		16	4-6	.667	2-3	.667	2-3	.667	0	1	1	1.0	4	3	0	0	2	12	12.0
SOUTHERN ILLINOIS	11/14/16		17	2-6	.333	1-4	.250	0-0	.000	1	0	1	1.0	1	6	1	0	1	5	8.5
UT ARLINGTON	11/18/16		18	4-8	.500	2-3	.667	2-2	1.000	1	5	6	2.7	2	2	0	0	0	12	9.7
at Minnesota	11/22/16		20	2-6	.333	0-1	.000	0-0	.000	5	0	5	3.3	1	2	1	0	0	4	8.3
MOUNT ST. MARY'S	11/28/16	*	23	4-8	.500	2-3	.667	1-2	.500	3	1	4	3.4	0	3	1	0	0	11	8.8
STEPHEN F. AUSTIN	12/01/16	*	23	2-5	.400	0-2	.000	5-6	.833	1	2	3	3.3	3	3	2	0	4	9	8.8
AUSTIN PEAY	12/03/16		17	2-9	.222	1-4	.250	2-2	1.000	2	2	4	3.4	2	4	1	0	1	7	8.6
HOUSTON	12/06/16		24	3-6	.500	0-2	.000	3-5	.600	1	1	2	3.3	2	1	1	0	2	9	8.6
NORTH FLORIDA	12/10/16		20	3-8	.375	0-3	.000	0-0	.000	0	0	0	2.9	0	2	1	0	1	6	8.3
vs Texas	12/17/16		23	2-9	.222	0-2	.000	2-2	1.000	2	3	5	3.1	3	2	2	0	0	6	8.1
NORTH DAKOTA STATE	12/20/16		24	3-7	.429	3-6	.500	2-2	1.000	0	1	1	2.9	3	0	2	0	0	11	8.4
vs Sam Houston State	12/22/16		18	4-6	.667	2-3	.667	6-8	.750	2	1	3	2.9	1	1	0	0	0	16	9.0
FLORIDA	12/29/16		24	3-5	.600	1-2	.500	3-3	1.000	0	0	0	2.7	2	1	2	0	2	10	9.1
at Tennessee	01/03/17		25	6-8	.750	0-0	.000	4-5	.800	1	2	3	2.7	2	2	1	0	1	16	9.6
at Kentucky	01/07/17		22	1-7	.143	0-2	.000	2-5	.400	0	0	0	2.5	4	1	0	0	0	4	9.2
MISSISSIPPI STATE	01/10/17		26	4-9	.444	2-4	.500	1-1	1.000	1	1	2	2.5	2	2	0	0	2	11	9.3
MISSOURI	01/14/17	*	27	3-5	.600	1-2	.500	4-4	1.000	0	2	2	2.5	5	3	4	0	1	11	9.4
at Texas A&M	01/17/17	*	21	1-3	.333	0-1	.000	0-0	.000	1	0	1	2.4	1	0	2	0	1	2	9.0
LSU	01/21/17	*	34	5-7	.714	2-2	1.000	4-4	1.000	0	2	2	2.4	4	7	0	0	0	16	9.4
at Vanderbilt	01/24/17	*	23	4-8	.500	2-4	.500	1-5	.200	1	2	3	2.4	2	0	1	0	2	11	9.5
at Oklahoma State	01/28/17	*	28	3-7	.429	2-3	.667	3-4	.750	0	2	2	2.4	3	1	2	0	1	11	9.5
ALABAMA	02/01/17	*	27	2-8	.250	1-4	.250	0-0	.000	1	3	4	2.5	1	2	3	0	1	5	9.3
Totals			8	500	67-151	.444	24-60	40-40	47-63	.746	23	31	54	2.5	48	48	27	0	225	9.3

Games played: 22
Minutes/game: 22.7
Points/game: 9.3
FG Pct: 44.4
3FG Pct: 40.0
FT Pct: 74.6

Rebounds/game: 2.5
Assists/game: 2.2
Turnovers/game: 1.2
Assist/turnover ratio: 1.8
Steals/game: 1.0

» SEASON/CAREER HIGHS »

POINTS

Season: 16 (3x) last vs. LSU (1/21/17)
Career: 18 at Georgia (1/23/16)

FIELD GOALS

Season: 6 at Tennessee (1/3/17)
Career: 6 at Tennessee (1/3/17)

FIELD GOALS ATTEMPTED

Season: 9 (3x) last vs. Mississippi State (1/10/17)
Career: 13 at Dayton (12/30/15)

3-POINT FIELD GOALS

Season: 3 vs. North Dakota State (12/20/16)
Career: 4 at Ole Miss (Feb. 14, 2015)

3-POINT FG ATTEMPTS

Season: 6 vs. North Dakota State (12/20/16)
Career: 7 at Dayton (12/30/15)

FREE THROWS MADE

Season: 6 vs. Sam Houston State (12/22/16)
Career: 7 at Georgia (1/23/16)

FREE THROWS ATTEMPTS

Season: 8 vs. Sam Houston State (12/22/16)
Career: 9 at Georgia (1/23/16)

REBOUNDS

Season: 6 vs. UT Arlington (11/18/16)
Career: 7 vs. Delaware State (11/21/15)

ASSISTS

Season: 7 vs. LSU (1/21/17)
Career: 7 vs. LSU (1/21/17)

STEALS

Season: 4 vs. Stephen F. Austin (12/1/16)
Career: 5 vs. Milwaukee (12/22/14)

BLOCKS

Season: --
Career: 1 at Missouri (1/12/16)

MINUTES

Season: 34 vs. LSU (1/21/17)
Career: 34 vs. LSU (1/21/17)

» CAREER STATISTICS AT ARKANSAS »

			Total		3-Point		F-Throws		Rebounds											Scoring	
Season	gp-gs	min/avg	fg-fga	pct	fg-fga	pct	ft-fa	pct	off	def	tot	avg	pf	fo	ast	to	blk	stl	pts	avg	
2014-15	35-16	662/18.9	66-172	.384	31-88	.352	35-55	.636	31	36	67	1.9	84	4	53	32	0	35	198	5.7	
2015-16	23-1	481/20.9	57-164	.348	19-66	.288	27-42	.643	13	40	53	2.3	53	2	41	17	2	24	160	7.0	
2016-17	22-8	500/22.7	67-151	.444	24-60	.400	47-63	.746	23	31	54	2.5	48	1	48	27	0	22	205	9.3	
TOTAL	80-25	1643/20.5	190-487	.390	74-214	.346	109-160	.681	67	107	174	2.2	185	7	142	76	2	81	563	7.0	

at forward... a six-ten senior... from Abuja, Nigeria... number thirty-three...

MOSES KINGSLEY



@KingMoses_ NEWS & NOTES »

- Recorded his 4th double-double of the season, 21st of his career, in Arkansas' 15-point rally on the road at Vanderbilt on Jan. 24.
- Became the 40th player in school history to hit the century mark in career scoring with a 24-point performance against LSU on Jan. 21.
- Is on pace to finish among the top 25 scorers in Razorback history.
- Is shooting 50.0 percent (5-10) from deep this season, making a 3-pointer in four of the last eight games.
- Is T-19th in the country with three games of 5-plus blocks and T-11th with 11 games of 3+ blocks.
- The SEC's active leader in career blocked shots (220), Kingsley leads the SEC this season and ranks 16th in the country with 2.59 blocks per game.
- Is currently second in the SEC in career double-doubles with 21.
- Has 15 games this season with multiple blocks, three with five or more swats.
- Has 3+ blocks in 11 games this season, including five of last 11.
- Is one of two players (Oliver Miller) in program history to reach 1,000 points, 600 rebounds and 200 blocks.
- Finished one rebound, one point and three blocks away from his first triple-double in the season opener.
- Preseason SEC Player of the Year (Media). Third in school history (Ronnie Brewer/Joe Johnson).
- Preseason first team All-SEC (Coaches).
- On watch lists for the Wooden Award, Naismith Trophy, Kareem Abdul-Jabbar Award and Lute Olson Award.

» GAME-BY-GAME STATS »

Opponent	Date	gs	min	Total		3-Pointers		Free throws		Rebounds			pf	a	t/o	blk	stl	pts	avg		
				fg-fga	pct	3fg-fga	pct	ft-fga	pct	off	def	tot								avg	
FORT WAYNE	11/11/16	*	28	4-9	.444	0-0	.000	1-2	.500	3	6	9	9.0	4	3	0	7	1	9	9.0	
SOUTHERN ILLINOIS	11/14/16	*	22	4-10	.400	0-1	.000	7-7	1.000	1	6	7	8.0	1	0	1	5	1	15	12.0	
UT ARLINGTON	11/18/16	*	30	2-5	.400	0-0	.000	1-2	.500	1	2	3	6.3	4	1	3	4	1	5	9.7	
at Minnesota	11/22/16	*	27	3-8	.375	0-0	.000	4-5	.800	2	8	10	7.3	5	0	2	3	1	10	9.8	
MOUNT ST. MARY'S	11/28/16	*	26	3-8	.375	0-0	.000	3-6	.500	5	8	13	8.4	3	4	3	1	0	9	9.6	
STEPHEN F. AUSTIN	12/01/16	*	29	4-5	.800	0-0	.000	4-5	.800	1	5	6	8.0	2	2	1	0	2	12	10.0	
AUSTIN PEAY	12/03/16	*	22	4-7	.571	1-1	1.000	4-4	1.000	3	4	7	7.9	3	5	4	3	0	13	10.4	
HOUSTON	12/06/16	*	27	6-9	.667	0-0	.000	2-3	.667	4	5	9	8.0	2	1	3	2	1	14	10.9	
NORTH FLORIDA	12/10/16	*	26	5-7	.714	0-0	.000	3-4	.750	2	8	10	8.2	4	1	3	1	0	13	11.1	
vs Texas	12/17/16	*	32	2-8	.250	0-0	.000	3-3	1.000	1	9	10	8.4	1	0	2	5	0	7	10.7	
NORTH DAKOTA STATE	12/20/16	*	27	4-10	.400	0-1	.000	3-3	1.000	1	7	8	8.4	3	0	2	1	0	11	10.7	
vs Sam Houston State	12/22/16	*	23	5-9	.556	0-0	.000	7-9	.778	3	4	7	8.3	1	2	1	3	0	17	11.3	
FLORIDA	12/29/16	*	32	5-15	.333	0-0	.000	3-6	.500	5	9	14	8.7	3	1	3	4	0	13	11.4	
at Tennessee	01/03/17	*	31	3-10	.300	0-0	.000	1-5	.200	0	10	10	8.8	1	3	1	3	2	7	11.1	
at Kentucky	01/07/17	*	33	4-8	.500	1-1	1.000	5-5	1.000	1	6	7	8.7	4	2	2	1	1	14	11.3	
MISSISSIPPI STATE	01/10/17	*	29	7-12	.583	1-2	.500	4-6	.667	1	3	4	8.4	5	0	2	0	2	19	11.8	
MISSOURI	01/14/17	*	28	4-9	.444	0-0	.000	2-3	.667	3	5	8	8.4	1	3	4	3	0	10	11.6	
at Texas A&M	01/17/17	*	28	4-10	.400	1-1	1.000	3-4	.750	3	1	4	8.1	3	0	3	2	0	12	11.7	
LSU	01/21/17	*	29	10-18	.556	1-1	1.000	3-7	.429	3	4	7	8.1	2	2	3	1	1	24	12.3	
at Vanderbilt	01/24/17	*	30	4-7	.571	0-1	.000	2-3	.667	1	10	11	8.2	3	1	3	2	1	10	12.2	
at Oklahoma State	01/28/17	*	27	3-11	.273	0-1	.000	4-5	.800	2	2	4	8.0	2	0	0	4	0	10	12.1	
ALABAMA	02/01/17	*	27	2-4	.500	0-0	.000	11-12	.917	1	5	6	7.9	3	1	2	2	2	15	12.2	
Totals			22	613	92-199	.462	5-10	.500	80-109	.734	47	127	174	7.9	60	32	48	57	16	269	12.2

Games played: 22
Minutes/game: 27.9
Points/game: 12.2
FG Pct: 46.2
3FG Pct: 50.0
FT Pct: 73.4

Rebounds/game: 7.9
Assists/game: 1.5
Turnovers/game: 2.2
Assist/turnover ratio: 0.7
Steals/game: 0.7
Blocks/game: 2.6

» SEASON/CAREER HIGHS »

POINTS

Season: 24 vs. LSU (1/21/17)
Career: 26 at Dayton (12/30/15)

FIELD GOALS

Season: 10 vs. LSU (1/21/17)
Career: 11 vs. North Florida (12/22/15)

FIELD GOALS ATTEMPTED

Season: 18 vs. LSU (1/21/17)
Career: 18 vs. LSU (1/21/17)

3-POINT FIELD GOALS

Season: 1 (5x) last vs. LSU (1/21/17)
Career: 1 (6x) last vs. LSU (1/21/17)

3-POINT FG ATTEMPTS

Season: 2 vs. Mississippi State (1/10/17)
Career: 2 vs. Mississippi State (1/10/17)

FREE THROWS MADE

Season: 11 vs. Alabama (2/1/17)
Career: 11 vs. Alabama (2/1/17)

FREE THROWS ATTEMPTS

Season: 12 vs. Alabama (2/1/17)
Career: 14 vs. Auburn (2/17/16)

REBOUNDS

Season: 14 vs. No. 25 Florida (12/29/16)
Career: 14 (3x) last vs. No. 25 Florida (12/29/16)

ASSISTS

Season: 5 vs. Austin Peay (12/3/16)
Career: 5 vs. Austin Peay (12/3/16)

STEALS

Season: 2 (4x) last vs. Alabama (2/1/17)
Career: 4 (2x) last vs. Auburn (2/17/16)

BLOCKS

Season: 7 vs. Fort Wayne (11/11/16)
Career: 8 vs. Tennessee Tech (12/12/15)

MINUTES

Season: 33 at No. 6 Kentucky (1/7/17)
Career: 40 at Dayton (12/30/15)

» CAREER STATISTICS AT ARKANSAS »

			Total		3-Point		F-Throws		Rebounds											Scoring	
Season	gp-gs	min/avg	fg-fga	pct	fg-fga	pct	ft-fga	pct	off	def	tot	avg	pf	fo	ast	to	blk	stl	pts	avg	
2013-14	32-0	368/11.5	43-81	.531	1-2	.500	41-63	.651	39	63	102	3.2	41	0	7	14	49	14	128	4.0	
2014-15	36-4	391/10.9	49-101	.485	0-0	.000	33-53	.623	45	45	90	2.5	56	0	11	23	38	15	131	3.6	
2015-16	32-31	945/29.5	183-334	.548	0-0	.000	142-223	.637	103	196	299	9.3	94	4	39	65	76	36	508	15.9	
2016-17	22-22	613/27.9	92-199	.462	5-10	.500	80-109	.734	47	127	174	7.9	60	2	32	48	57	16	269	12.2	
TOTAL	122-57	2317/19.0	367-715	.513	6-12	.500	296-448	.661	234	431	665	5.5	251	6	89	150	220	81	1036	8.5	

GAME 1

Arkansas vs Fort Wayne

Nov. 11, 2016 at 7 p.m. at Fayetteville, Ark. (Bud Walton Arena)

Fort Wayne 83 • 0-1

#	Player	Total		3-Ptr		Rebounds			PF	TP	A	TO	Blk	Stl	Min
		FG-FGA	FG-FGA	FT-FTA	Off	Def	Tot								
02	Stewart,Deangelo	f	1-9	1-6	0-0	2	2	4	3	3	0	1	0	1	22
45	Calhoun,Brent	c	1-7	0-0	2-2	2	4	6	3	4	0	1	0	0	25
00	Evans,Mo	g	5-10	1-4	2-2	0	1	1	2	13	3	4	0	1	25
01	Scott,Bryson	g	2-10	2-7	7-14	2	4	6	4	13	3	5	0	1	27
55	Konchar,John	g	4-8	1-1	8-10	5	7	12	2	17	4	1	1	2	37
05	Charles Ruise Jr		0-4	0-3	0-1	1	0	1	1	0	0	0	0	0	12
13	Levitich,Jax		0-0	0-0	0-0	0	1	1	0	0	0	0	0	0	2
22	Taylor,Xzavier		5-8	0-0	2-5	3	0	3	4	12	0	0	0	0	15
32	Harrell,Kason		4-7	3-6	3-4	1	2	3	1	4	1	0	1	0	25
34	Talla,Racine		3-6	1-1	0-2	3	0	3	4	7	1	0	0	0	10
Team						2	3	5							
Totals			25-69	9-28	24-40	21	24	45	24	83	12	12	2	5	200

FG % 1st Half: 15-37 40.5% 2nd half: 10-32 31.3% Game: 25-69 36.2% Deadball Rebounds 8,3
 3FG % 1st Half: 6-18 33.3% 2nd half: 3-10 30.0% Game: 9-28 32.1%
 FT % 1st Half: 9-18 50.0% 2nd half: 15-22 68.2% Game: 24-40 60.0%

Arkansas 92 • 1-0

#	Player	Total		3-Ptr		Rebounds			PF	TP	A	TO	Blk	Stl	Min
		FG-FGA	FG-FGA	FT-FTA	Off	Def	Tot								
13	Thomas, Dustin	f	4-6	0-0	2-3	1	5	6	5	10	0	3	0	0	18
33	Kingsley, Moses	f	4-9	0-0	1-2	3	6	9	4	9	3	0	7	1	28
00	Barford, Jaylen	g	4-9	1-1	1-2	1	4	5	3	10	4	2	0	1	27
03	Hannahs, Dusty	g	7-17	1-6	8-10	1	0	1	1	23	2	1	0	1	30
04	Macon, Daryl	g	5-11	2-6	1-2	2	5	7	3	13	5	4	0	4	33
01	Thompson, Trey		2-2	0-0	1-2	0	4	4	3	5	1	0	2	0	13
02	Bailey, Adrio		0-0	0-0	0-0	0	1	1	1	0	0	1	0	0	3
05	Cook, Arlando		0-0	0-0	0-0	0	0	0	3	0	0	2	0	0	5
21	Watkins, Manuale		5-6	0-0	0-0	0	3	3	2	10	2	0	0	0	27
31	Beard, Anton		4-6	2-3	2-3	0	1	1	4	12	3	0	0	2	16
Team						2	0	2							
Totals			35-66	6-16	16-24	10	29	39	29	92	20	13	9	9	200

FG % 1st Half: 18-30 60.0% 2nd half: 17-36 47.2% Game: 35-66 53.0% Deadball Rebounds 2,2
 3FG % 1st Half: 5-8 62.5% 2nd half: 1-8 12.5% Game: 6-16 37.5%
 FT % 1st Half: 10-13 76.9% 2nd half: 6-11 54.5% Game: 16-24 66.7%

Officials: Mike Nance, Brian Shey, Rob Rorke
 Technical fouls: Fort Wayne-None. Arkansas-None.
 Attendance: 13787
 Estimated Actual Attendance: 7,504
 Fouled out: Arkansas #13, Thomas (1:35)

Score by periods	1st	2nd	Total
Fort Wayne	45	38	83
Arkansas	51	41	92

Last FG - FW 2nd-00:33, AR 2nd-01:00.
 Largest lead - FW by 6 1st-08:06, AR by 15 2nd-02:42.
 FW led for 07:16. AR led for 31:22. Game was tied for 00:52.

Score tied - 4 times.
 Lead changed - 4 times.

GAME 3

Arkansas vs UT Arlington

Nov. 18, 2016 at 7 p.m. at Fayetteville, Ark. (Bud Walton Arena)

UT Arlington 67 • 1-3

#	Player	Total		3-Ptr		Rebounds			PF	TP	A	TO	Blk	Stl	Min
		FG-FGA	FG-FGA	FT-FTA	Off	Def	Tot								
34	Pope,Faith	f	1-5	0-1	3-4	2	3	5	3	5	0	0	1	2	13
45	Bilbao,Jorge	f	1-4	0-0	2-2	6	3	9	3	4	0	2	0	0	28
01	Neal,Erick	g	5-10	2-5	3-4	1	2	3	2	15	3	4	0	2	29
04	Charles,Drew	g	4-6	3-5	0-0	0	1	1	1	11	2	2	0	0	26
10	Jones,Jalen	g	3-10	3-6	1-2	2	1	3	4	10	2	1	0	0	26
02	Bryant,DJ		1-2	0-1	0-0	0	0	0	2	2	2	1	0	1	11
03	Hawkins,Nathan		1-2	0-1	0-0	0	1	1	3	2	0	1	1	0	14
05	Wilson,Kaelon		3-8	2-5	0-0	0	2	2	1	8	2	3	1	1	22
13	Kiris,Erkam		0-0	0-0	0-0	0	1	1	0	0	0	0	0	0	2
20	Harris,Julian		1-3	0-0	0-0	1	1	2	1	2	0	0	0	0	6
22	Kabadyundi,Link		0-1	0-0	0-0	0	0	0	1	0	0	0	0	0	5
25	Hervy,Kevin		3-8	2-5	0-0	0	3	3	4	8	1	3	0	0	18
Team						2	2	4							
Totals			23-59	12-29	9-12	14	20	34	25	67	12	18	3	6	200

FG % 1st Half: 15-31 48.4% 2nd half: 8-28 28.6% Game: 23-59 39.0% Deadball Rebounds 2,1
 3FG % 1st Half: 8-15 53.3% 2nd half: 4-14 28.6% Game: 12-29 41.4%
 FT % 1st Half: 5-6 83.3% 2nd half: 4-6 66.7% Game: 9-12 75.0%

Arkansas 71 • 3-0

#	Player	Total		3-Ptr		Rebounds			PF	TP	A	TO	Blk	Stl	Min
		FG-FGA	FG-FGA	FT-FTA	Off	Def	Tot								
13	Thomas, Dustin	f	1-3	0-0	6-8	2	4	6	4	8	2	1	1	2	28
33	Kingsley, Moses	c	2-5	0-0	1-2	1	2	3	4	5	1	3	4	1	30
00	Barford, Jaylen	g	6-12	1-2	4-6	3	3	6	1	17	2	6	0	3	31
03	Hannahs, Dusty	g	2-10	2-7	5-6	1	0	1	1	11	2	0	0	1	27
04	Macon, Daryl	g	2-6	0-3	3-4	0	2	2	4	7	0	1	0	2	26
01	Thompson, Trey		1-2	0-0	1-1	3	1	4	2	3	0	2	0	0	7
05	Cook, Arlando		0-2	0-0	1-2	1	0	1	0	1	0	1	1	1	13
21	Watkins, Manuale		3-5	0-0	1-1	1	2	3	0	7	1	0	0	1	20
31	Beard, Anton		4-8	2-3	2-2	1	5	6	2	12	2	0	0	0	18
Team						1	2	3							
Totals			21-53	5-15	24-32	14	21	35	18	71	10	14	6	11	200

FG % 1st Half: 9-29 31.0% 2nd half: 12-24 50.0% Game: 21-53 39.6% Deadball Rebounds 5,2
 3FG % 1st Half: 2-9 22.2% 2nd half: 3-6 50.0% Game: 5-15 33.3%
 FT % 1st Half: 12-15 80.0% 2nd half: 12-17 70.6% Game: 24-32 75.0%

Officials: Olandis Poole, Rusty Phillips, Garrick Shannon
 Technical fouls: UT Arlington-None. Arkansas-None.
 Attendance: 13587
 Estimated Actual Attendance: 6623

Score by periods	1st	2nd	Total
UT Arlington	43	24	67
Arkansas	32	39	71

Last FG - UTA 2nd-00:41, AR 2nd-00:58.
 Largest lead - UTA by 17 1st-12:37, AR by 7 2nd-10:36.
 UTA led for 26:34. AR led for 11:37. Game was tied for 01:49.

Score tied - 3 times.
 Lead changed - 1 time.

GAME 2

Arkansas vs Southern Illinois

Nov. 14, 2016 at 7 p.m. at Fayetteville, Ark. (Bud Walton Arena)

Southern Illinois 65 • 0-2

#	Player	Total		3-Ptr		Rebounds			PF	TP	A	TO	Blk	Stl	Min
		FG-FGA	FG-FGA	FT-FTA	Off	Def	Tot								
33	O'Brien,Sean	f	3-8	0-1	0-0	0	2	2	4	6	0	4	0	0	21
40	Boi,Thik	f	3-9	0-0	3-4	4	8	12	1	9	1	2	1	1	28
01	Rodriguez,Mike	g	0-7	0-2	4-6	1	1	2	1	4	4	1	0	1	25
05	Vincent,Leo	g	3-8	2-5	2-2	0	4	4	3	10	1	1	0	0	31
22	Fletcher,Armon	g	5-7	3-4	0-0	2	3	5	3	13	1	3	0	3	32
00	Wiley,Jonathan		1-4	0-1	0-0	0	2	2	1	2	0	3	0	0	9
10	Cook,Aaron		1-2	0-1	4-4	0	0	0	0	6	3	1	0	2	18
13	Lloyd,Sean		4-9	1-3	1-2	0	1	1	2	10	0	0	0	1	15
15	Weihert,Austin		1-2	0-1	1-2	0	0	0	1	3	0	2	0	0	11
24	Stradnieks,Rudy		1-4	0-0	0-0	3	0	3	0	2	0	0	0	1	10
Team						2	1	3							
Totals			22-60	6-18	15-20	12	22	34	16	65	10	17	1	9	200

FG % 1st Half: 8-33 24.2% 2nd half: 14-27 51.9% Game: 22-60 36.7% Deadball Rebounds 3
 3FG % 1st Half: 3-10 30.0% 2nd half: 3-8 37.5% Game: 6-18 33.3%
 FT % 1st Half: 6-8 75.0% 2nd half: 9-12 75.0% Game: 15-20 75.0%

Arkansas 90 • 2-0

#	Player		Total		3-Ptr	Rebounds			PF	TP	A	TO	Blk	Stl	Min
			FG-FGA	FG-FGA	FT-FTA	Off	Def	Tot							
13	Thomas, Dustin	f	1-3	0-0	0-0	1	0	1	1	2	4	0	0	0	18
33	Kingsley, Moses	f	4-10	0-1	7-7	1	6	7	1	15	0	1	5	1	22
00	Barford, Jaylen	g	4-7	1-2	0-2	0	2	2	2	9	2	2	0	0	22
03	Hannahs, Dusty	g	5-7	5-6	4-4	1	4	5	2	19	1	1	0	0	20
04	Macon, Daryl	g	4-6	4-6	0-0	0	2	2	2	12	5	0	1	1	20
01	Thompson, Trey		1-3	0-0	2-2	1	3	4	3	4	1	1	0	1	15
02	Bailey, Adrio		0-1	0-0	0-2	1	0	1	1	0	0	3	0	0	7
05	Cook, Arlando		4-8	0-0	1-1	0	2	2	0	9	0	1	1	1	13
12	Hazen, Brachen		0-0	0-0	0-0	1	1	2	3	0	0	4	0	0	8
21	Watkins, Manuale		2-5	0-0	0-0	2	1	3	2	4	4	0	0	1	21
23	Jones, CJ		3-5	2-4	3-3	0	2	2	2	11	0	0	0	0	17
31	Beard, Anton		2-6	1-4	0-0	1	0	1	1	5	6	1	0	1	17

GAME

5

Arkansas vs Mount St. Mary's
Nov. 28, 2016 at 7 p.m. at Fayetteville, Ark. (Bud Walton Arena)

Mount St. Mary's 76 • 1-7

#	Player		Total		3-Ptr		Rebounds			PF	TP	A	TO	Blk	Stl	Min
			FG-FGA	FG-FGA	FT-FTA	Off	Def	Tot								
05	Wray,Chris	f	3-5	0-0	1-4	1	3	4	1	7	1	0	0	1	30	
01	Sallah,Mawdo	c	4-5	0-0	0-0	2	3	5	4	8	1	0	1	0	22	
00	Robinson,Junior	g	2-8	2-5	1-2	0	0	0	4	7	3	3	1	0	37	
23	Alexander,Greg	g	5-11	2-8	0-0	2	2	4	1	12	0	1	0	1	28	
55	Long,Elijah	g	6-17	2-4	10-10	0	7	7	3	24	7	5	0	0	36	
04	Nwando,Khalid		0-0	0-0	0-0	0	1	1	1	0	0	0	0	0	4	
10	Wilson,Miles		1-1	1-1	0-0	0	1	1	4	3	1	1	0	0	15	
11	Miller,Will		3-10	3-10	0-0	0	3	3	2	9	0	0	0	0	16	
12	Glover,Charles		2-3	0-1	0-0	0	0	0	0	4	0	0	0	0	6	
20	Gurdon,Sean		0-0	0-0	0-0	0	0	0	0	0	1	0	0	0	1	
21	Miller,Randy		0-0	0-0	0-0	0	0	0	0	0	1	1	0	1	3	
25	Thurstun,Bryce		0-0	0-0	0-0	0	1	1	0	0	0	0	0	0	1	
54	Gomes,Ryan		1-1	0-0	0-0	0	0	0	1	2	0	0	0	0	1	
Team						2	2	4								
Totals				27-61	10-29	12-16	7	23	30	21	76	15	11	2	3	200
FG % 1st Half: 15-30			50.0%	2nd half: 12-31			38.7%	Game: 27-61			44.3%	Deadball				
3FG % 1st Half: 4-11			36.4%	2nd half: 6-18			33.3%	Game: 10-29			34.5%	Rebounds				
FT % 1st Half: 3-3			100.0	2nd half: 9-13			69.2%	Game: 12-16			75.0%	3,1				

Arkansas 89 • 4-1

#	Player		Total		3-Ptr		Rebounds			PF	TP	A TO Blk Stl				Min
			FG-FGA	FG-FGA	FT-FTA	Off	Def	Tot	Off			Def	Tot			
13	Thomas, Dustin	f	6-7	1-1	0-0	1	4	5	3	13	1	0	0	1	23	
33	Kingsley, Moses	f	3-8	0-0	3-6	5	8	13	3	9	4	3	1	0	26	
03	Hannahs, Dusty	g	4-14	0-5	4-4	1	1	2	1	12	1	1	0	1	20	
21	Watkins, Manuale	g	4-6	0-0	0-0	2	4	6	0	8	4	0	0	2	22	
31	Beard, Anton	g	4-8	2-3	1-2	3	1	4	0	11	3	1	0	0	23	
00	Barford, Jaylen		5-8	2-4	1-1	0	1	1	2	13	1	0	0	2	23	
01	Thompson, Trey		0-1	0-0	0-0	1	4	5	3	0	1	0	0	1	13	
02	Bailey, Adrio		0-0	0-0	0-0	0	0	0	0	0	1	0	0	1	4	
04	Macon, Daryl		4-7	2-3	5-6	0	0	0	3	15	2	1	0	0	18	
05	Cook, Arlando		1-4	0-0	1-2	0	2	2	1	3	1	0	0	0	13	
12	Hazen, Brachen		0-0	0-0	0-2	0	0	0	0	0	0	0	0	0	1	
23	Jones, CJ		1-4	1-3	2-2	0	1	1	1	5	1	1	0	0	14	
Team						1	1	2								
Totals				32-67	8-19	17-25	14	27	41	17	89	20	7	1	8	200
FG % 1st Half: 19-37			51.4%	2nd half: 13-30			43.3%	Game: 32-67			47.8%	Deadball				
3FG % 1st Half: 5-9			55.6%	2nd half: 3-10			30.0%	Game: 8-19			42.1%	Rebounds				
FT % 1st Half: 2-4			50.0%	2nd half: 15-21			71.4%	Game: 17-25			68.0%	5,1				

Officials: Mike Nance, Keith Kimble, Todd Austin
Technical fouls: Mount St. Mary's-None. Arkansas-None.
Attendance: 13321
Estimated Actual Attendance: 4,256

Score by periods			1st	2nd	Total
Mount St. Mary's			37	39	76
Arkansas			45	44	89

Points	In	Off	2nd	Fast	Bench
MOUNT	Paint	T/O	Chance	Break	
AR	34	10	6	9	18
	48	18	13	21	36

Last FG - MOUNT 2nd-00:18, AR 2nd-01:54.
Largest lead - MOUNT by 4 1st-18:27, AR by 21 2nd-06:41.
MOUNT led for 03:05, AR led for 35:10. Game was tied for 01:45.

Score tied - 1 time.
Lead changed - 3 times.

GAME

7

Arkansas vs Austin Peay
Dec. 3, 2016 at 7 p.m. at Fayetteville, Ark. (Bud Walton Arena)

Austin Peay 62 • 4-4

#	Player		Total		3-Ptr		Rebounds			PF	TP	A TO Blk Stl				Min
			FG-FGA	FG-FGA	FT-FTA	Off	Def	Tot								
03	Porter-Bunton,Chris	f	1-5	0-1	2-4	2	1	3	3	4	2	2	0	0	16	
42	Jones,Kenny	f	4-10	0-0	0-1	4	1	5	2	8	1	1	0	1	26	
02	Savage,Jared	g	2-7	2-5	0-0	2	2	4	2	6	0	0	1	0	38	
04	Robinson,Josh	g	3-14	0-5	3-3	0	3	3	1	9	5	4	0	0	38	
31	Murry,John	g	9-16	2-3	3-4	3	0	3	0	23	2	3	0	0	33	
02	Diop,Assane		4-5	0-0	1-1	1	2	3	2	9	0	1	1	0	18	
10	Ivory,Tre'		0-1	0-0	0-0	0	0	0	0	0	0	0	0	0	2	
23	Harris,Steve		1-1	0-0	0-0	0	1	1	0	2	0	0	0	0	2	
12	Dobbs,Jartavious		0-0	0-0	0-0	1	2	3	0	0	0	0	0	0	2	
25	Clayton,Dre'Kalo		0-4	0-1	1-2	0	3	3	1	1	0	1	1	0	18	
45	Glotta,Zach		0-2	0-2	0-0	1	0	1	0	0	0	1	0	0	7	
Team						1	1	2								
Totals			24-65	4-17	10-15	15	16	31	11	62	10	13	3	1	200	
FG % 1st Half: 12-30		40.0%	2nd half: 12-35		34.3%	Game: 24-65		36.9%	Deadball							
3FG % 1st Half: 2-8		25.0%	2nd half: 2-9		22.2%	Game: 4-17		23.5%	Rebounds							
FT % 1st Half: 5-8		62.5%	2nd half: 5-7		71.4%	Game: 10-15		66.7%							2,1	

Arkansas 99 • 6-1

#	Player		Total		3-Ptr		Rebounds			PF	TP	A To Blk Stl				Min
			FG-FGA	FG-FGA	FT-FTA	Off	Def	Tot	PF			A	To	Blk	Stl	
13	Thomas, Dustin	f	3-6	0-1	1-2	0	3	3	2	7	4	1	0	0	16	
33	Kingsley, Moses	f	4-7	1-1	4-4	3	4	7	3	13	5	4	3	0	22	
00	Barford, Jaylen	g	5-10	1-3	1-1	0	6	6	2	12	4	0	1	2	21	
04	Macon, Daryl	g	4-7	0-3	0-0	0	4	4	2	8	1	1	0	1	15	
21	Watkins, Manuale	g	1-2	0-0	2-2	0	1	1	0	4	3	0	0	1	16	
01	Thompson, Trey		2-2	0-0	0-0	2	2	4	0	4	1	0	2	2	13	
02	Bailey, Adrio		7-8	0-0	0-0	4	3	7	2	14	2	2	2	1	18	
03	Hannahs, Dusty		5-12	3-5	0-0	0	1	1	2	13	0	0	0	0	21	
05	Cook, Arlando		2-4	0-0	0-0	3	0	3	1	4	2	0	0	1	15	
12	Hazen, Brachen		1-2	0-0	0-0	1	0	1	1	2	0	0	0	0	9	
15	Holmes, Jonathan		0-2	0-2	0-0	0	1	1	0	0	0	0	0	0	2	
23	Jones, CJ		4-6	3-4	0-0	0	0	0	2	11	2	0	3	0	15	
31	Beard, Anton		2-9	1-4	2-2	2	2	4	2	7	4	1	0	1	17	
Team						4	1	5								
Totals				40-77	9-23	10-11	19	28	47	19	99	28	9	11	9	200
FG % 1st Half: 17-41			41.5%	2nd half: 23-36			63.9%	Game: 40-77			51.9%	Deadball				Rebounds 2.1
3FG % 1st Half: 3-12			25.0%	2nd half: 6-11			54.5%	Game: 10-11			39.1%					
FT % 1st Half: 4-5			80.0%	2nd half: 6-6			100.0	Game: 10-11			90.9%					

Officials: Anthony Jordan, John Hampton, Rob Rorke
Technical fouls: Austin Peay-None. Arkansas-None.
Attendance: 19483
Estimated Actual Attendance: 10,059

Score by periods			1st	2nd	Total
Austin Peay			31	31	62
Arkansas			41	58	99

Points	In	Off	2nd	Fast	Bench
APSU	Paint	T/O	Chance	Break	
AR	40	8	10	7	12
	52	25	26	28	55

Last FG - APSU 2nd-00:35, AR 2nd-02:00.
Largest lead - APSU by 2 1st-19:30, AR by 41 2nd-08:38.
APSU led for 00:35, AR led for 36:58. Game was tied for 02:27.

Score tied - 4 times.
Lead changed - 3 times.

GAME

6

Arkansas vs Stephen F. Austin
Dec. 1, 2016 at 8 p.m. at Fayetteville, Ark. (Bud Walton Arena)

Stephen F. Austin 62 • 2-3

#	Player		Total		3-Ptr		Rebounds			PF	TP	A TO Blk Stl				Min
			FG-FGA	FG-FGA	FT-FTA	Off	Def	Tot	Off			Def	Tot			
01	Harris, Kevin	f	2-4	0-0	7-10	0	1	1	1	11	2	1	0	1	21	
05	Huntley, Josh	f	0-1	0-0	0-0	0	2	2	0	0	0	0	0	1	10	
22	Holyfield, TJ	f	3-5	0-2	1-3	3	6	9	3	7	3	3	0	1	28	
11	Canete, Ivan	f	3-8	1-4	7-8	1	1	2	4	14	1	5	0	2	27	
12	Cameron, Dallas	g	2-3	2-3	0-0	0	0	0	2	6	3	2	0	0	33	
00	Augustin, Aaron	f	1-4	0-0	0-0	0	2	2	3	2	1	2	0	0	20	
03	Gilmore III, Leon	f	4-5	0-0	1-1	0	2	2	3	9	0	3	0	1	19	
10	Traylor, Isaiah	f	0-5	0-3	5-6	0	3	3	1	5	1	1	2	0	19	
24	Nieminenen, Samuli	f	2-2	0-0	0-0	0	0	0	1	4	1	0	0	0	13	
32	Grujic, Jovan	f	1-2	0-0	2-2	0	0	0	2	4	0	2	1	0	10	
Team						1	3	4				2				
Totals				18-39	3-14	23-30	5	20	25	20	62	12	21	3	6	200
FG % 1st Half: 10-21			47.6%	2nd half: 8-18	44.4%	Game: 18-39			46.2%							Deadball
3FG % 1st Half: 0-6			0.0%	2nd half: 3-8	37.5%	Game: 3-10			21.4%							Rebounds
FT % 1st Half: 8-11			72.7%	2nd half: 15-19	78.9%	Game: 23-30			76.7%							3,1

GAME 9

Arkansas vs North Florida Dec. 10, 2016 at 4:30 p.m. at Fayetteville, Ark. (Bud Walton Arena)

North Florida 76 • 3-8

#	Player	Total		3-Ptr		Rebounds			PF	TP	A TO Blk Stl					Min
		FG-FGA	FG-FGA	FT-FTA	Off Def Tot	PF	TP	A TO Blk Stl								
02	Aminu, Wajid	f	3-4	2-2	0-4	2	1	3	2	8	2	1	0	1	32	
33	Banks, Romelo	c	2-6	0-0	0-2	1	4	5	4	4	0	2	0	0	31	
11	Sams, Garrett	g	2-8	1-5	5-5	2	1	3	2	10	2	2	0	0	23	
12	Bodager, Aaron	g	5-10	4-9	0-0	0	5	5	2	14	2	5	0	2	34	
14	Moore, Dallas	g	12-20	4-9	6-6	0	2	2	2	34	3	1	0	1	37	
01	Odum, Karlos		0-0	0-0	1-2	0	0	0	3	1	0	3	0	0	18	
05	Fisher, CJ		0-1	0-0	0-0	0	0	0	1	0	0	1	0	0	3	
10	Blount, Osborn		0-1	0-1	0-0	0	0	0	0	0	0	1	0	0	3	
23	Malonga, Nick		2-5	1-3	0-0	0	3	3	5	5	0	3	0	0	16	
50	Haid, Benedikt		0-1	0-1	0-0	0	1	1	0	0	0	0	0	0	3	
Team						2	3	5								
Totals			26-56	12-30	12-19	7	20	27	21	76	9	19	0	4	200	

FG % 1st Half: 15-33 45.5% 2nd half: 11-23 47.8% Game: 26-56 46.4% Deadball Rebounds 3.1
3FG % 1st Half: 7-17 41.2% 2nd half: 5-13 38.5% Game: 12-30 40.0%
FT % 1st Half: 7-9 77.8% 2nd half: 5-10 50.0% Game: 12-19 63.2%

Arkansas 91 • 8-1

#	Player	Total		3-Ptr		Rebounds			PF	TP	A TO Blk Stl					Min
		FG-FGA	FG-FGA	FT-FTA	Off Def Tot	PF	TP	A TO Blk Stl								
13	Thomas, Dustin	f	2-5	0-0	4-4	2	6	8	1	8	3	1	0	0	22	
33	Kingsley, Moses	f	5-7	0-0	3-4	2	8	10	4	13	1	3	1	0	26	
00	Barford, Jaylen	g	6-16	1-5	1-4	2	2	4	1	14	3	1	2	3	25	
04	Macon, Daryl	g	3-6	2-5	5-5	0	4	4	2	13	4	3	0	3	23	
21	Watkins, Manuale	g	2-6	0-0	3-4	2	2	4	2	7	4	2	0	3	22	
01	Thompson, Trey		2-2	0-0	2-4	2	0	2	2	6	0	0	0	1	13	
02	Bailey, Adrio		1-1	0-0	1-2	1	0	1	1	3	0	0	0	0	6	
03	Hannahs, Dusty		5-10	2-6	5-5	0	1	1	0	17	3	2	1	0	25	
05	Cook, Arlando		2-4	0-0	0-0	3	1	4	2	4	0	1	0	2	12	
12	Hazen, Brachen		0-0	0-0	0-0	0	0	0	0	0	0	0	0	0	1	
23	Jones, CJ		0-1	0-1	0-0	0	1	1	0	0	1	0	0	0	5	
31	Beard, Anton		3-8	0-3	0-0	0	0	0	0	6	2	1	0	1	20	
Team						1	2	3								
Totals			31-66	5-20	24-32	15	27	42	15	91	21	14	4	13	200	

FG % 1st Half: 16-33 48.5% 2nd half: 15-33 45.5% Game: 31-66 47.0% Deadball Rebounds 7
3FG % 1st Half: 1-8 12.5% 2nd half: 4-12 33.3% Game: 5-20 25.0%
FT % 1st Half: 11-16 68.8% 2nd half: 13-16 81.3% Game: 24-32 75.0%

Officials: Mike Nance, Todd Austin, Nate Green
Technical fouls: North Florida-None. Arkansas-None.
Attendance: 13700
Estimated Actual Attendance: 7650
Fouled Out: North Florida, #23, Malonga (8:35 2H)

Score by periods		1st	2nd	Total	Points	In Paint	Off T/O	2nd Chance	Fast Break	Bench
North Florida		44	32	76						
Arkansas		44	47	91						

Last FG - UNF 2nd-03:30, AR 2nd-01:12.
Largest lead - UNF by 3 2nd-13:44, AR by 16 2nd-01:12.
UNF led for 06:15. AR led for 29:39. Game was tied for 04:06.

Score tied - 8 times.
Lead changed - 22 times.

GAME 11

Arkansas vs North Dakota State Dec. 20, 2016 at 6 p.m. at Fayetteville, Ark. (Bud Walton Arena)

North Dakota State 55 • 8-5

#	Player	Total		3-Ptr		Rebounds			PF	TP	A TO Blk Stl					Min
		FG-FGA	FG-FGA	FT-FTA	Off Def Tot	PF	TP	A TO Blk Stl								
21	A.J. Jacobson	f	2-7	1-5	1-2	0	4	4	3	6	1	2	0	0	28	
42	Dylan Miller	f	1-4	0-0	0-0	0	1	1	2	2	1	0	0	0	14	
02	Paul Miller	g	4-10	4-8	5-7	0	7	7	2	17	2	3	2	2	37	
03	Carlin Dupree	g	3-10	0-2	2-2	0	3	3	2	8	2	4	0	1	30	
13	Khy Kabellis	g	0-9	0-6	2-2	0	1	1	1	2	4	2	1	2	32	
11	Jared Samuelson		0-0	0-0	0-0	0	0	0	0	0	1	0	0	0	1	
12	Zach Rammelt		0-0	0-0	0-0	0	0	0	0	0	0	0	0	0	1	
23	Deng Geu		2-5	0-2	0-0	0	2	2	1	4	0	1	0	0	8	
24	Tyson Ward		4-6	2-4	0-2	0	1	1	2	10	0	0	0	1	22	
30	Spencer Eliason		0-0	0-0	0-0	0	0	0	0	0	0	0	0	0	1	
32	Evan Wesenberg		0-0	0-0	0-0	0	0	0	0	0	0	0	0	0	1	
40	Dexter Werner		2-3	0-0	2-6	5	7	12	3	6	1	2	0	1	25	
Team						3	0	3								
Totals			18-54	7-27	12-21	8	26	34	16	55	12	15	3	7	200	

FG % 1st Half: 8-30 26.7% 2nd half: 10-24 41.7% Game: 18-54 33.3% Deadball Rebounds 5
3FG % 1st Half: 4-16 25.0% 2nd half: 3-11 27.3% Game: 7-27 25.9%
FT % 1st Half: 1-4 25.0% 2nd half: 11-17 64.7% Game: 12-21 57.1%

Arkansas 71 • 10-1

#	Player	Total		3-Ptr		Rebounds			PF	TP	A TO Blk Stl					Min
		FG-FGA	FG-FGA	FT-FTA	Off Def Tot	PF	TP	A TO Blk Stl								
13	Thomas, Dustin	f	2-6	0-0	2-2	2	0	2	4	6	0	0	0	0	13	
33	Kingsley, Moses	f	4-10	0-1	3-3	1	7	8	3	11	0	2	1	0	27	
00	Barford, Jaylen	g	2-7	0-2	0-0	1	2	3	2	4	2	3	0	0	22	
04	Macon, Daryl	g	5-12	3-5	2-2	4	2	6	0	15	5	4	0	1	24	
21	Watkins, Manuale	g	1-2	0-0	2-2	0	6	6	1	4	2	1	0	3	25	
01	Thompson, Trey		1-2	0-0	0-0	0	4	4	4	2	0	2	2	0	12	
02	Bailey, Adrio		1-2	0-0	0-1	0	1	1	0	2	0	0	0	1	9	
03	Hannahs, Dusty		4-10	3-7	0-0	0	2	2	1	11	3	2	0	1	19	
05	Cook, Arlando		1-3	0-0	2-2	1	2	3	0	4	1	0	0	0	13	
12	Hazen, Brachen		0-0	0-0	1-2	0	0	0	0	1	0	0	0	0	1	
23	Jones, CJ		0-0	0-0	0-0	0	2	2	0	0	0	0	1	0	11	
31	Beard, Anton		3-7	3-6	2-2	0	1	1	3	11	0	2	0	0	24	
Team						3	0	3								
Totals			24-61	9-21	14-16	12	29	41	18	71	13	16	4	6	200	

FG % 1st Half: 11-30 36.7% 2nd half: 13-31 41.9% Game: 24-61 39.3% Deadball Rebounds 1.3
3FG % 1st Half: 3-8 37.5% 2nd half: 6-13 46.2% Game: 9-21 42.9%
FT % 1st Half: 2-3 66.7% 2nd half: 12-13 92.3% Game: 14-16 87.5%

Officials: Anthony Jordan, Tim Gattis, Will Howard
Technical fouls: North Dakota State-None. Arkansas-None.
Attendance: 16006
Estimated Actual Attendance: 8,621

Score by periods		1st	2nd	Total	Points	In Paint	Off T/O	2nd Chance	Fast Break	Bench
North Dakota State		21	34	55						
Arkansas		27	44	71						

Last FG - NDSU 2nd-00:32, AR 2nd-00:02.
Largest lead - NDSU by 1 1st-16:53, AR by 20 2nd-04:11.
NDSU led for 00:40. AR led for 38:22. Game was tied for 00:57.

Score tied - 3 times.
Lead changed - 4 times.

GAME 10

Arkansas vs Texas Dec. 17, 2016 at 1:35 p.m. at Houston, Texas (Toyota Center)

Arkansas 77 • 9-1

#	Player	Total		3-Ptr		Rebounds			PF	TP	A TO Blk Stl					Min
		FG-FGA	FG-FGA	FT-FTA	Off Def Tot	PF	TP	A TO Blk Stl								
00	Barford, Jaylen	*	4-10	0-3	3-3	0	3	3	4	11	3	2	1	1	26	
04	Macon, Daryl	*	4-12	1-5	14-14	1	3	4	1	23	3	1	0	1	29	
13	Thomas, Dustin	*	0-3	0-0	0-0	2	1	3	4	0	0	0	1	0	21	
21	Watkins, Manuale	*	3-4	0-0	0-0	1	3	4	2	6	0	1	0	1	20	
33	Kingsley, Moses	*	2-8	0-0	3-3	1	9	10	1	7	0	2	5	0	32	
01	Thompson, Trey		1-4	0-0	1-2	2	1	3	2	3	0	0	0	0	8	
03	Hannahs, Dusty		5-11	3-6	2-3	0	0	0	3	15	1	2	0	2	24	
05	Cook, Arlando		1-1	0-0	4-4	0	2	2	4	6	1	0	1	1	17	
31	Beard, Anton		2-9	0-2	2-2	2	3	5	3	6	2	2	0	0	23	
Team						4	3	7								
Totals			22-62	4-16	29-31	13	28	41	24	77	10	10	8	6	200	

FG % 1st Half: 9-34 26.5% 2nd half: 13-28 46.4% Game: 22-62 35.5% Deadball Rebounds 1
3FG % 1st Half: 1-9 11.1% 2nd half: 3-7 42.9% Game: 4-16 25.0%
FT % 1st Half: 1-19 91.7% 2nd half: 18-19 94.7% Game: 29-31 93.5%

GAME 13

Arkansas vs No. 25 Florida
Dec. 29, 2016 at 8:05 p.m. at Fayetteville, Ark. (Bud Walton Arena)

Florida 81 • 10-3, 1-0 SEC

#	Player		Total		3-Ptr	Rebounds			PF	TP	A	TO	Blk	Stl	Min
			FG-FGA	FG-FGA		FT-FTA	Off	Def							
01	Robinson, Devin	f	6-11	0-5	5-7	1	6	7	3	17	0	1	3	1	31
23	Leon, Justin	f	2-5	2-4	0-0	2	2	4	0	6	0	1	1	1	25
13	Hayes, Kevarrus	c	4-5	0-0	2-5	4	2	6	4	10	0	1	1	1	22
00	Hill, Kasey	g	4-12	0-0	2-5	0	2	2	1	10	6	4	0	1	33
05	Allen, KeVaughn	g	7-16	5-9	2-2	0	2	2	1	21	0	0	0	1	34
11	Chiozza, Chris		2-5	1-3	0-0	0	0	0	2	5	4	0	0	0	15
15	Egbunu, John		2-6	0-0	1-2	5	6	11	5	5	1	1	1	1	16
24	Barry, Canyon		1-4	0-3	0-0	0	1	1	1	2	2	0	0	0	12
25	Stone, Keith		2-3	1-2	0-0	0	0	0	0	5	0	0	0	0	10
32	Rimmer, Schuyler		0-0	0-0	0-0	0	0	0	0	0	0	0	0	0	2
Team						4	0	4			1				
Totals				30-67	9-26	12-21	16	21	37	17	81	13	9	6	200

FG % 1st Half: 17-41 41.5% 2nd half: 13-26 50.0% Game: 30-67 44.8% Deadball Rebounds 3.3
3FG % 1st Half: 5-15 33.3% 2nd half: 4-11 36.4% Game: 9-26 34.6%
FT % 1st Half: 5-9 55.6% 2nd half: 7-12 58.3% Game: 12-21 57.1%

Arkansas 72 • 11-2, 0-1 SEC

#	Player		Total		3-Ptr	Rebounds			PF	TP	A	TO	Blk	Stl	Min	
			FG-FGA	FG-FGA		FT-FTA	Off	Def								Tot
13	Thomas, Dustin	f	1-4	0-0	0-0	0	2	2	3	2	2	2	0	0	12	
33	Kingsley, Moses	f	5-15	0-0	3-6	5	9	14	3	13	1	3	4	0	32	
03	Hannahs, Dusty	g	4-9	2-6	1-1	0	2	2	1	11	0	2	1	1	27	
04	Macon, Daryl	g	7-10	3-5	5-6	0	4	4	2	22	1	1	0	1	33	
21	Watkins, Manuale	g	2-5	0-0	0-0	3	3	6	2	4	2	0	0	0	23	
00	Barford, Jaylen		1-8	0-2	0-0	2	1	3	2	2	2	1	0	0	17	
01	Thompson, Trey		0-0	0-0	0-0	0	1	1	1	0	2	0	0	0	8	
02	Bailey, Adrio		0-0	0-0	0-0	0	1	1	0	0	0	1	0	0	3	
05	Cook, Arlando		2-5	0-0	4-4	0	2	2	3	8	1	1	1	0	21	
31	Beard, Anton		3-5	1-2	3-3	0	0	0	2	10	1	2	0	2	24	
Team						1	1	2								
Totals				25-61	6-15	16-20	11	26	37	19	72	12	13	6	4	200

FG % 1st Half: 11-29 37.9% 2nd half: 14-32 43.8% Game: 25-61 41.0% Deadball Rebounds 5.1
3FG % 1st Half: 3-7 42.9% 2nd half: 3-8 37.5% Game: 6-15 40.0%
FT % 1st Half: 10-11 90.9% 2nd half: 6-9 66.7% Game: 16-20 80.0%

Officials: Antonio Petty, Chuck Jones, Roger Ayers
Technical fouls: Florida-None. Arkansas-None.
Attendance: 20355
Estimated Actual Attendance: 16,035
Fouled out: Florida #15, Egbunu (2:53)

Score by periods	1st	2nd	Total
Florida	44	37	81
Arkansas	35	37	72

Last FG - UF 2nd-01:10, AR 2nd-00:10.
Largest lead - UF by 16 2nd-03:12, AR by 3 1st-14:09.
UF led for 34:13. AR led for 02:32. Game was tied for 03:15.

Points	In Paint	Off T/O	2nd Chance	Fast Break	Bench
UF	34	16	18	10	17
AR	34	19	12	7	20

Score tied - 5 times.
Lead changed - 5 times.

GAME 15

Arkansas at Kentucky
Jan. 7, 2017 at 7:30 p.m. at Lexington, Ky. (Rupp Arena)

Arkansas 71 • 12-3, 1-2

#	Player		Total		3-Ptr	Rebounds			PF	TP	A	TO	Blk	Stl	Min
			FG-FGA	FG-FGA		FT-FTA	Off	Def							
05	Cook, Arlando	f	3-5	0-0	0-0	0	1	1	0	6	0	0	0	1	15
33	Kingsley, Moses	f	4-8	1-1	5-5	1	6	7	4	14	2	2	1	1	33
03	Hannahs, Dusty	g	2-12	0-5	2-2	0	1	1	4	6	2	0	0	0	22
04	Macon, Daryl	g	5-12	3-7	2-2	0	0	0	3	15	1	0	0	0	26
21	Watkins, Manuale	g	4-6	0-0	0-0	1	6	7	3	8	1	0	0	0	32
00	Barford, Jaylen		6-9	0-1	2-3	3	1	4	4	14	0	5	0	0	17
01	Thompson, Trey		0-2	0-0	4-4	1	3	4	4	2	0	2	0	0	20
02	Bailey, Adrio		0-0	0-0	0-0	0	0	0	1	0	1	0	0	1	4
12	Hazen, Brachen		0-0	0-0	0-0	0	0	0	0	0	0	0	0	0	1
13	Thomas, Dustin		0-2	0-0	0-0	1	1	2	4	0	1	0	0	0	7
23	Jones, CJ		0-0	0-0	0-0	0	0	0	0	0	0	0	0	0	1
31	Beard, Anton		1-7	0-2	2-5	0	0	0	4	4	1	0	0	0	22
	Team					2	1	3				1			
Totals			25-63	4-16	17-21	9	20	29	31	71	11	8	3	3	200

FG % 1st Half: 13-32 40.6% 2nd half: 12-31 38.7% Game: 25-63 39.7% Deadball Rebounds 2.1
3FG % 1st Half: 2-7 28.6% 2nd half: 2-9 22.2% Game: 4-16 25.0%
FT % 1st Half: 10-12 83.3% 2nd half: 7-9 77.8% Game: 17-21 81.0%

Kentucky 97 • 13-2, 3-0

#	Player	Total		3-Ptr	Rebounds			PF	TP	A	TO	Blk	Stl	Min	
		FG-FA	FG-FGA		FT-FA	Off	Def								Tot
03	Adebayo, Edrice	f	3-5	0-0	5-10	4	3	7	2	11	1	1	1	1	33
32	Gabriel, Wenyen	f	1-2	0-1	1-2	1	3	4	3	3	0	2	2	0	12
00	Fox, De'Aaron	g	10-16	0-2	7-7	0	6	6	2	27	6	2	0	1	36
05	Monk, Malik	g	4-10	0-5	4-6	1	0	1	4	12	3	1	0	1	27
13	Briscoe, Isaiah	g	4-11	0-1	7-9	3	5	8	2	15	1	2	0	0	36
01	Killelea-Jones, Sacha		0-0	0-0	2-2	0	2	2	0	2	1	0	0	0	2
10	David, Jonny		0-0	0-0	0-0	0	0	0	0	0	0	0	0	0	0+
11	Mulder, Mychal		2-3	2-3	0-0	0	1	2	6	0	0	0	0	0	9
14	Wynyard, Tai		0-0	0-0	0-0	0	0	0	0	0	0	0	0	0	2
15	Humphries, Isaac		1-1	0-0	2-4	2	2	4	0	4	0	0	0	0	7
20	Calipari, Brad		0-0	0-0	0-0	0	0	0	0	0	0	0	0	0	2
25	Hawkins, Dominique		1-4	0-2	0-0	0	2	2	2	2	1	1	0	0	15
30	Pulliam, Dillon		0-0	0-0	0-0	0	0	0	0	0	0	0	0	0	0+
35	Willis, Derek		6-8	3-5	0-0	2	3	5	3	15	0	0	2	0	19
	Team					2	2	4							
Totals			32-60	5-19	28-40	15	29	44	20	97	13	9	5	3	200

FG % 1st Half: 15-30 50.0% 2nd half: 17-30 56.7% Game: 32-60 53.3% Deadball Rebounds 4.2
3FG % 1st Half: 3-10 30.0% 2nd half: 2-9 22.2% Game: 5-19 26.3%
FT % 1st Half: 8-12 66.7% 2nd half: 20-28 71.4% Game: 28-40 70.0%

Officials: Doug Shows, Terry Wymer, Alfred Smith
Technical fouls: Arkansas-Barford, Jaylen. Kentucky-Fox, De'Aaron.
Attendance: 24322

Score by periods	1st	2nd	Total
Arkansas	38	33	71
Kentucky	41	56	97

Last FG - AR 2nd-01:24, UK 2nd-00:53.
Largest lead - AR by 4 1st-08:04, UK by 26 2nd-00:21.
AR led for 03:21. UK led for 36:20. Game was tied for 00:19.

Points	In Paint	Off T/O	2nd Chance	Fast Break	Bench
AR	32	11	13	4	22
UK	46	16	21	24	29

Score tied - 2 times.
Lead changed - 6 times.

GAME 14

Arkansas at Tennessee
Jan. 3, 2017 at 5:30 p.m. at Knoxville, Tenn. (Thompson-Boling Arena)

Arkansas 82 • 12-2, 1-1 SEC

#	Player	Total		3-Ptr	Rebounds					PF	TP	A	TO	Blk	Stl	Min
		FG-FA	FG-FGA	FT-FTA	Off	Def	Tot									
33	Kingsley, Moses	f	3-10	0-0	1-5	0	10	10	1	7	3	1	3	2	31	
5	Cook, Arlando	f	0-2	0-0	1-2	1	2	3	3	1	0	1	0	0	11	
21	Watkins, Manuale	g	4-6	0-0	0-2	1	2	3	1	8	0	1	0	0	21	
3	Hannahs, Dusty	g	5-8	2-4	1-1	0	2	2	3	13	1	0	0	0	27	
4	Macon, Daryl	g	1-6	1-4	12-13	0	2	2	2	15	1	3	0	0	26	
0	Barford, Jaylen		5-8	2-2	2-2	1	3	4	4	14	2	0	0	0	24	
1	Thompson, Trey		1-2	0-1	0-0	0	1	1	3	2	2	1	2	0	9	
13	Thomas, Dustin		2-4	0-0	2-2	0	7	7	5	6	0	1	0	2	26	
31	Beard, Anton		6-8	0-0	4-5	1	2	3	2	16	2	1	0	1	25	
Team						1	0	1								
Totals			27-54	5-11	23-32	5	31	36	24	82	11	9	5	5	200	

FG % 1st Half: 13-28 46.4% 2nd half: 14-26 53.8% Game: 27-54 50.0% Deadball Rebounds 2
3FG % 1st Half: 2-5 40.0% 2nd half: 3-6 50.0% Game: 5-11 45.5%
FT % 1st Half: 9-13 69.2% 2nd half: 14-19 73.7% Game: 23-32 71.9%

Tennessee 78 • 8-6, 1-1 SEC

#	Player	Total		3-Ptr	Rebounds			PF	TP	A	TO	Blk	Stl	Min	
		FG-FGA	FG-FGA		FT-FTA	Off	Def								Tot
11	Alexander, Kyle	f	0-1	0-0	2-2	0	2	2	3	2	0	0	1	0	9
2	Williams, Grant		3-5	0-0	0-14	6	5	11	4	15	0	1	2	1	28
1	Turner, Lamonte	g	2-6	1-5	0-2	0	0	0	3	5	2	2	0	0	18
23	Bowden, Jordan		0-0	0-0	0-0	0	2	2	0	0	1	1	0	0	5
3	Hubbs III, Robert	g	9-14	0-0	3-4	2	5	7	4	21	2	2	0	2	29
0	Bone, Jordan		3-10	0-2	0-0	0	1	1	3	6	3	1	0	0	20
12	Parker, Kwe		2-7	0-3	0-0	0	0	0	0	4	2	0	0	1	16
15	Mostella, Detrick		5-12	3-7	3-5	0	4	4	3	16	1	0	0	0	23
21	Evans, Lew		0-3	0-1	2-2	0	1	1	1	2	2	0	0	0	17
5	Phillips, Shembari		0-2	0-0	0-0	1	6	7	2	0	2	1	0	0	22
25	Schofield, Admiral		1-4	1-1	4-4	3	3	6	0	7	0	0	0	0	13
						2	0	2							
Totals			25-64	5-19	23-33	14	29	43	23	78	15	8	3	4	200

GAME 17

Arkansas vs Missouri Jan. 14, 2017 at 5:01 p.m. at Fayetteville, Ark. (Bud Walton Arena)

Missouri 73 • 5-11, 0-4 SEC

#	Player	Total		3-Ptr		Rebounds			PF	TP	A	TO	Blk	Stl	Min
		FG-FGA	FG-FGA	FT-FTA	Off Def Tot	PF	TP	A							
21	Barnett, Jordan	f	6-11	2-5	0-1	2	4	6	5	14	2	2	0	4	25
24	Puryear, Kevin	f	3-8	0-1	5-6	1	3	4	1	11	1	0	1	0	31
25	Woods, Russell	f	2-5	0-0	1-4	2	1	3	4	5	0	0	0	1	24
11	Walton, KJ	g	1-4	1-2	3-6	0	4	4	1	6	2	2	0	0	23
15	Geist, Jordan	g	3-6	0-3	7-11	0	3	3	3	13	0	2	0	0	30
01	Phillips, Terrence	g	3-10	3-8	4-4	0	2	2	3	13	4	2	0	2	31
03	Hughes, Frankie	g	2-7	2-6	0-0	0	2	2	0	6	1	4	0	0	17
14	Nikko, Reed	g	1-5	0-0	0-0	5	1	6	2	2	1	0	0	0	11
32	Wolf, Adam	g	0-0	0-0	0-0	0	0	0	0	0	0	0	0	0	0+
33	Vanleer, Cullen	g	1-1	1-1	0-0	1	0	1	1	3	1	1	0	0	8
Team						3	1	4							
Totals			22-57	9-26	20-32	14	21	35	20	73	12	14	1	7	200

FG % 1st Half: 10-34 29.4% 2nd half: 12-23 52.2% Game: 22-57 38.6%
3FG % 1st Half: 5-15 33.3% 2nd half: 4-11 36.4% Game: 9-26 34.6%
FT % 1st Half: 11-13 84.6% 2nd half: 9-19 47.4% Game: 20-32 62.5%

Arkansas 92 • 13-4, 2-3 SEC

#	Player	Total		3-Ptr		Rebounds			PF	TP	A	TO	Blk	Stl	Min
		FG-FGA	FG-FGA	FT-FTA	Off Def Tot	PF	TP	A							
13	Thomas, Dustin	f	1-3	0-0	1-2	0	2	2	4	3	0	1	0	0	18
33	Kingsley, Moses	f	4-9	0-0	2-3	3	5	8	1	10	3	4	3	0	28
00	Barford, Jaylen	g	6-8	0-2	1-1	0	6	6	4	13	2	0	0	1	20
04	Macon, Daryl	g	6-11	4-8	1-2	1	3	4	3	17	6	2	0	2	27
31	Beard, Anton	g	3-5	1-2	4-4	0	2	2	5	11	3	4	0	1	27
01	Thompson, Trey	g	3-3	0-0	2-2	2	2	4	3	8	0	1	2	0	16
02	Bailey, Adrio	g	0-1	0-0	0-0	1	0	1	0	0	0	0	0	0	4
03	Hannahs, Dusty	g	5-11	2-5	4-4	1	2	3	1	16	3	2	0	0	25
05	Cook, Arlando	g	0-0	0-0	0-0	0	1	1	0	0	0	0	0	0	7
12	Hazen, Brachen	g	0-0	0-0	0-0	0	1	1	0	0	0	0	0	0	1
15	Holmes, Jonathan	g	0-0	0-0	0-0	0	0	0	0	0	0	0	0	0	0+
21	Watkins, Manuale	g	3-6	1-4	1-2	1	1	2	3	8	1	0	0	0	22
23	Jones, CJ	g	2-2	2-2	0-0	0	1	1	1	6	0	0	0	1	5
Team						0	1	1							
Totals			33-59	10-23	16-22	9	27	36	25	92	18	14	5	5	200

FG % 1st Half: 20-36 55.6% 2nd half: 13-23 56.5% Game: 33-59 55.9%
3FG % 1st Half: 6-15 40.0% 2nd half: 4-8 50.0% Game: 10-23 43.5%
FT % 1st Half: 4-6 66.7% 2nd half: 12-16 75.0% Game: 16-22 72.7%

Officials: Joe Lindsay, William Covington, Rob Rorkke
Technical fouls: Missouri-Geist, Jordan. Arkansas-None.

Attendance: 15,424
Estimated Actual Attendance: 11,182
Fouled Out: Missouri #21 J. Barnett at 4:29 2H
Arkansas #31 A. Beard at 1:30 2H

Score by periods	1st	2nd	Total
Missouri	36	37	73
Arkansas	50	42	92

Last FG - MU-M 2nd-02:40, AR 2nd-00:35.
Largest lead - MU-M None, AR by 22 2nd-17:00.
MU-M led for 00:00. AR led for 37:32. Game was tied for 01:48.

	In Paint	Off T/O	2nd Chance	Fast Break	Bench
Points MU-M	22	14	9	6	24
AR	38	25	15	21	38

Score tied - 0 times.
Lead changed - 0 times.

GAME 19

Arkansas vs LSU Jan. 21, 2017 at 7:30 p.m. at Fayetteville, Ark. (Bud Walton Arena)

LSU 86 • 9-9, 1-6 SEC

#	Player	Total		3-Ptr		Rebounds			PF	TP	A	TO	Blk	Stl	Min
		FG-FGA	FG-FGA	FT-FTA	Off Def Tot	PF	TP	A							
01	REATH, DUOP	f	7-11	0-0	3-10	5	2	7	4	17	0	3	2	1	34
21	Epps, Aaron	f	2-8	0-1	0-2	4	1	5	3	4	0	0	0	0	19
02	BLAKENEY, ANTONIO	g	5-12	2-5	2-3	1	3	4	3	14	1	2	0	1	33
04	MAYS, SKYLAR	g	6-9	1-2	9-11	0	3	3	3	22	6	2	0	2	32
11	Patterson, Jalyn	g	2-7	1-5	0-0	0	5	5	1	5	4	1	1	0	26
00	SAMPSON, BRANDON	g	6-9	3-5	0-2	0	2	2	3	15	1	1	1	0	24
03	ROBINSON III, ELBERT	g	0-0	0-0	0-0	0	0	0	1	0	0	2	0	0	4
05	HAYWARD, KIERAN	g	0-2	0-2	0-0	0	0	0	0	3	0	0	0	0	6
10	Jenkins, Brandon	g	0-0	0-0	0-0	0	0	0	0	0	0	0	0	0	2
44	Sims, Wayde	g	4-4	0-0	1-2	0	1	1	3	9	2	1	0	0	20
Team						1	2	3							
Totals			32-62	7-20	15-30	11	19	30	24	86	14	12	4	4	200

FG % 1st Half: 12-32 37.5% 2nd half: 20-30 66.7% Game: 32-62 51.6%
3FG % 1st Half: 2-12 16.7% 2nd half: 5-8 62.5% Game: 7-20 35.0%
FT % 1st Half: 11-16 68.8% 2nd half: 4-14 28.6% Game: 15-30 50.0%

Arkansas 99 • 15-4, 4-3 SEC

#	Player	Total		3-Ptr		Rebounds			PF	TP	A	TO	Blk	Stl	Min
		FG-FGA	FG-FGA	FT-FTA	Off Def Tot	PF	TP	A							
05	Cook, Arlando	f	2-3	0-0	4-7	2	4	6	5	8	2	2	0	0	19
33	Kingsley, Moses	f	10-18	1-1	3-7	3	4	7	2	24	2	3	1	1	29
00	Barford, Jaylen	g	5-12	0-2	4-7	0	4	4	1	14	3	1	0	0	35
04	Macon, Daryl	g	4-9	3-7	4-4	3	4	7	3	15	1	2	0	1	31
31	Beard, Anton	g	5-7	2-2	4-4	0	2	2	4	16	7	0	0	0	34
01	Thompson, Trey	g	3-3	0-0	0-0	1	4	5	3	6	3	0	0	1	16
02	Bailey, Adrio	g	0-0	0-0	0-0	1	3	4	2	0	1	0	0	0	8
03	Hannahs, Dusty	g	3-7	2-3	6-6	2	1	3	1	14	0	4	0	0	17
13	Thomas, Dustin	g	1-2	0-0	0-0	2	2	4	4	2	0	1	0	0	6
21	Watkins, Manuale	g	0-0	0-0	0-0	0	0	0	0	0	1	0	0	0	2
23	Jones, CJ	g	0-1	0-1	0-0	0	0	0	1	0	0	0	0	0	3
Team						1	1	2							
Totals			33-62	8-16	25-35	15	29	44	26	99	20	13	1	3	200

FG % 1st Half: 15-27 55.6% 2nd half: 18-35 51.4% Game: 33-62 53.2%
3FG % 1st Half: 6-12 50.0% 2nd half: 2-4 50.0% Game: 8-16 50.0%
FT % 1st Half: 11-11 100.0 2nd half: 14-24 58.3% Game: 25-35 71.4%

Officials: Anthony Jordan, Brian Shey, Garrick Shannon
Technical fouls: LSU-None. Arkansas-None.

Attendance: 16,333
Estimated Actual Attendance: 16,099
Fouled out: Arkansas #5, Cook (2:30 2H)

Score by periods	1st	2nd	Total
LSU	37	49	86
Arkansas	47	52	99

Last FG - LSU 2nd-03:34, AR 2nd-00:34.
Largest lead - LSU None, AR by 17 2nd-05:35.
LSU led for 00:00. AR led for 38:59. Game was tied for 01:01.

	In Paint	Off T/O	2nd Chance	Fast Break	Bench
Points LSU	38	19	10	10	24
AR	38	11	14	10	22

Score tied - 0 times.
Lead changed - 0 times.

GAME 18

Arkansas at Texas A&M Jan. 17, 2017 at 6 p.m. at College Station, Texas (Reed Arena)

Arkansas 62 • 14-4; 3-3 SEC

#	Player	Total		3-Ptr		Rebounds			PF	TP	A	TO	Blk	Stl	Min
		FG-FGA	FG-FGA	FT-FTA	Off Def Tot	PF	TP	A							
00	Barford, Jaylen	*	2-9	0-2	0	3	3	3	4	2	1	0	0	0	23
04	Macon, Daryl	*	3-10	1-5	9-12	0	4	4	0	16	1	3	1	1	26
13	Thomas, Dustin	*	2-4	0-0	0-0	0	2	2	3	4	2	1	0	0	19
31	Beard, Anton	*	1-3	0-1	0-0	1	0	1	1	2	0	2	0	1	21
33	Kingsley, Moses	*	4-10	1-1	3-4	3	1	4	3	12	0	3	2	0	28
01	Thompson, Trey	*	0-0	0-0	0-0	1	2	3	2	0	2	0	2	0	12
03	Hannahs, Dusty	*	3-7	2-4	1-2	0	1	1	1	9	1	1	0	1	27
05	Cook, Arlando	*	3-4	0-0	0-1	2	5	7	4	6	2	0	1	2	21
21	Watkins, Manuale	*	3-5	3-3	0-0	1	5	6	2	9	2	2	0	0	23
Team						3	2	5							
Totals			21-52	7-16	13-21	11	25	36	19	62	12	13	6	8	200

FG % 1st Half: 12-28 42.9% 2nd half: 9-24 37.5% Game: 21-52 40.4%
3FG % 1st Half: 3-7 42.9% 2nd half: 4-9 44.4% Game: 7-16 43.8%
FT % 1st Half: 3-4 75.0% 2nd half: 10-17 58.8% Game: 13-21 61.9%

Texas A&M 60 • 9-8; 1-5 SEC

#	Player	Total		3-Ptr		Rebounds			PF	TP	A	TO	Blk	Stl	Min
		FG-FGA	FG-FGA	FT-FTA	Off	Def	Tot								
01	DJ Hogg	* 2-12	1-6	5-6	0	2	3	5	0	10	3	0	0	0	38
03	Admon Gilder	* 5-9	4-6	2-2	0	0	0	3	16	3	0	3	0	2	39
12	Chris Collins	* 0-2	0-2	0-0	0	2	2	5	0	3	1	0	2	18	
34	Tyler Davis	* 4-5	0-0	6-6	1	6	7	3	14	3	2	0	0	28	
44	Robert Williams	* 4-9	0-1	1-2	3	7	10	3	9	1	3	2	1	28	
05	JC Hampton	2-7	1-4	1-1	0	2	2	1	6	1	0	0	2	21	
10	Tonny Trocha-Morelos	2-5	0-1	1-2	1	3	4	3	5	0	3	2	1	22	
23	Caleb Smith	0-1	0-0	0-0	0	0	0	0	0	0	0	0	0	3	
42	Tavario Miller	0-0	0-0	0-0	0	0	0	1	0	0	0	0	0	3	
	Team				0	2	2								
	Totals	19-50	6-20	16-19	7	25	32	19	60	14	12	4	8	200	

GAME 21

Arkansas at Oklahoma State
Jan. 28, 2017 at 3:05 p.m. at Stillwater, Okla. (Gallagher-Iba Arena)

Arkansas 71 • 16-5, 5-3 SEC

#	Player		Total	3-Ptr	Rebounds			PF	TP	A TO Blk Stl				Min	
			FG-FGA	FG-FGA	FT-FTA	Off	Def			Tot					
05	Cook, Armando	f	0-2	0-0	0-0	1	0	1	1	0	0	2	0	0	7
33	Kingsley, Moses	f	3-11	0-1	4-5	2	2	4	2	10	0	0	4	0	27
00	Barford, Jaylen	g	8-13	2-3	3-4	1	2	3	3	21	2	2	0	0	28
04	Macon, Daryl	g	0-8	0-6	0-0	0	1	1	3	0	1	0	0	0	25
31	Beard, Anton	g	3-7	2-3	3-4	0	2	2	3	11	1	2	0	1	28
01	Thompson, Trey		0-0	0-0	0-0	0	0	0	3	0	1	0	0	0	13
02	Bailey, Adrio		1-1	0-0	0-0	0	4	4	1	2	1	0	0	0	12
03	Hannahs, Dusty		4-10	0-3	5-6	1	2	3	3	13	0	3	0	0	24
13	Thomas, Dustin		3-3	0-0	3-3	3	2	5	2	9	1	2	0	2	17
21	Watkins, Manuale		2-3	1-2	0-1	0	0	0	4	5	0	0	0	1	17
23	Jones, CJ		0-0	0-0	0-0	0	0	0	0	0	0	1	0	0	2
Team						3	3	6	1						
Totals			24-58	5-18	18-23	11	18	29	26	71	7	12	4	4	200

FG % 1st Half: 12-30 40.0% 2nd half: 12-28 42.9% Game: 24-58 41.4% Deadball Rebounds 1
3FG % 1st Half: 3-10 30.0% 2nd half: 2-8 25.0% Game: 5-18 27.8%
FT % 1st Half: 6-7 85.7% 2nd half: 12-16 75.0% Game: 18-23 78.3%

Oklahoma State 99 • 13-8, 2-6 Big 12

#	Player		Total		3-Ptr	Rebounds			PF	TP	A TO Blk Stl				Min	
			FG-FGA	FG-FGA	FT-FTA	Off	Def	Tot								
23	Hammonds, Leyton	f	4-5	2-2	0-0	1	4	5	3	10	1	0	0	1	22	
30	Carroll, Jeffrey	f	6-15	0-3	8-10	2	5	7	4	20	3	0	0	1	27	
01	Solomon, Mitchell	c	0-3	0-0	2-2	5	2	7	3	2	0	2	1	0	14	
01	Evans, Jawun	g	4-8	1-2	7-8	2	5	7	1	16	8	1	0	1	29	
13	Forte, Phil	g	6-12	4-9	2-2	0	0	0	18	6	1	0	1	32		
00	Averette, Brandon		3-6	0-1	2-2	0	2	2	0	8	0	1	0	0	17	
04	Dziagwa, Thomas		0-1	0-1	0-0	0	1	1	0	0	0	0	0	0	3	
12	McGriff, Cameron		1-2	0-0	2-2	2	0	2	1	4	3	1	0	0	15	
14	N'Guessan, Lucas		3-4	0-0	0-2	1	1	2	4	6	1	0	0	0	13	
21	Waters, Lindy		2-3	1-1	0-0	1	2	3	3	5	1	0	0	0	11	
24	Dillard, Davon		4-7	1-1	1-1	2	1	3	1	10	1	1	0	0	13	
32	Underwood, Tyler		0-0	0-0	0-0	0	1	1	0	0	0	0	0	1	1	
33	Reeves, Trey		0-0	0-0	0-0	0	0	0	0	0	0	0	0	1	1	
34	Lienhard, Will		0-0	0-0	0-0	0	0	0	0	0	0	0	0	0	2	
Team						1	3	4								
Totals				33-66	9-20	24-29	17	27	44	20	99	24	7	1	5	200

FG % 1st Half: 19-35 54.3% 2nd half: 14-31 45.2% Game: 33-66 50.0% Deadball Rebounds 3
3FG % 1st Half: 5-10 50.0% 2nd half: 4-10 40.0% Game: 9-20 45.0%
FT % 1st Half: 16-19 84.2% 2nd half: 8-10 80.0% Game: 24-29 82.8%

Officials: John Higgins, Chris Rastatter, Marques Pettigrew
Technical fouls: Arkansas-TEAM. Oklahoma State-None.
Attendance: 13611

Score by periods	1st	2nd	Total
Arkansas	33	38	71
Oklahoma State	59	40	99

Last FG - AR 2nd-04:53, OSU 2nd-00:24.
Largest lead - AR None, OSU by 30 2nd-17:39.
AR led for 00:00. OSU led for 39:43. Game was tied for 00:17.

	In Paint	Off T/O	2nd Chance	Fast Break	Bench
Points AR	32	5	18	6	29
OSU	40	23	14	18	33

Score tied - 0 times.
Lead changed - 0 times.

GAME 22

Arkansas vs Alabama
Feb. 1, 2017 at 6 p.m. at Fayetteville, Ark. (Bud Walton Arena)

Alabama 68 • 13-8, 6-3 SEC

#	Player	Total		3-Ptr		Rebounds			PF	TP	A TO Blk Stl				Min
		FG-FGA	FG-FGA	FT-FTA	Off	Def	Tot								
01	Norris,Riley	f	3-5	2-4	0-0	1	2	3	2	8	0	2	0	2	24
21	Olaniyan,Bola	f	2-3	0-0	1-1	3	6	9	3	5	0	3	0	0	20
25	Key,Braxton	f	2-8	2-4	6-8	1	3	4	4	12	2	4	0	2	31
35	Hall,Donta	f	3-6	0-0	0-1	3	3	6	3	6	2	0	0	0	27
12	Ingram,Dazon	g	5-7	1-1	3-4	0	3	3	3	14	1	3	0	0	23
02	Schaffer,Lawson		0-1	0-1	2-2	0	1	1	0	2	2	0	0	0	3
03	Collins,Corban		1-4	0-3	0-1	1	2	3	3	2	4	3	0	0	23
05	Johnson Jr,Avery		1-8	1-2	0-0	0	1	1	2	3	1	1	0	0	19
10	Taylor,Jimmie		2-4	0-0	2-2	0	0	0	2	6	1	0	0	0	14
22	Davis,Ar'Mond		2-7	0-3	6-6	0	3	3	0	10	0	1	2	0	16
	Team					2	1	3							
Totals			21-53	6-18	20-25	11	25	36	22	68	13	18	2	4	200

FG % 1st Half: 10-25 40.0% 2nd half: 11-28 39.3% Game: 21-53 39.6% Deadball Rebounds 2
3FG % 1st Half: 3-8 37.5% 2nd half: 3-10 30.0% Game: 6-18 33.3%
FT % 1st Half: 4-5 80.0% 2nd half: 16-20 80.0% Game: 20-25 80.0%

Arkansas 87 • 17-5, 6-3 SEC

		Total	3-Ptr	Rebounds											
#	Player	FG-FGA	FG-FGA	FT-FTA	Off	Def	Tot	PF	TP	A	TO	Blk	Stl	Min	
05	Cook, Armando	f	1-1	0-0	0-0	1	0	1	3	2	0	2	0	11	
33	Kingsley, Moses	f	2-4	0-0	11-12	1	5	6	3	15	1	2	2	27	
00	Barford, Jaylen	g	6-12	0-3	1-3	2	3	5	0	13	4	1	0	27	
04	Macon, Daryl	g	4-8	3-4	1-1	0	1	1	2	12	4	1	0	27	
31	Beard, Anton	g	2-8	1-4	0-0	1	3	4	1	5	2	3	0	27	
01	Thompson, Trey		0-0	0-0	0-0	1	1	2	2	0	3	0	1	11	
02	Bailey, Adrio		3-3	0-0	1-3	1	2	3	3	7	0	0	1	11	
03	Hannahs, Dusty		7-9	5-6	0-0	0	0	0	3	19	1	2	0	17	
12	Hazen, Brachen		0-1	0-0	0-0	0	0	0	0	0	0	0	0	3	
13	Thomas, Dustin		1-4	0-0	0-2	2	3	5	5	2	1	0	0	13	
15	Holmes, Jonathan		0-1	0-1	0-0	0	0	0	1	0	0	0	0	1	
21	Watkins, Manuale		2-5	2-4	4-8	1	3	4	0	10	2	0	0	21	
23	Jones, CJ		1-3	0-1	0-0	0	0	0	0	2	0	0	0	4	
Team					1	0	1								
Totals			29-59	11-23	18-29	11	21	32	23	87	18	11	4	11	200

FG % 1st Half: 10-26 38.5% 2nd half: 19-33 57.6% Game: 29-59 49.2% Deadball Rebounds 5,3
3FG % 1st Half: 4-11 36.4% 2nd half: 7-12 58.3% Game: 11-23 47.8%
FT % 1st Half: 11-17 64.7% 2nd half: 7-12 58.3% Game: 18-29 62.1%

Officials: Anthony Jordan, Terry Wymer, Vladimir Voyard-Tadal
Technical fouls: Alabama-None. Arkansas-None.
Attendance: 14004
Estimated Actual Attendance: 8,214
Fouled out: Arkansas #13, Thomas (2:48 2H)

Score by periods	1st	2nd	Total
Alabama	27	41	68
Arkansas	35	52	87

	In Paint	Off T/O	2nd Chance	Fast Break	Bench
Points UA	26	7	8	9	23
AR	32	28	10	19	40

Last FG - UA 2nd-00:42, AR 2nd-02:21.
Largest lead - UA by 4 1st-15:46, AR by 27 2nd-04:01.
UA led for 05:54. AR led for 33:26. Game was tied for 00:40.

RECORD:	OVERALL	HOME	AWAY	NEUTRAL
ALL GAMES	17-5	12-2	3-3	2-0
CONFERENCE	6-3	3-2	3-1	0-0
NON-CONFERENCE	11-2	9-0	0-2	2-0

#	Player	gp-gs	min	avg	Total		3-Point		F-Throw		Rebounds				pf	dq	a	to	blk	stl	pts	avg
					fg-fga	fg%	3fg-fga	3fg%	ft-fa	ft%	off	def	tot	avg								
03	Hannahs, Dusty	22-10	516	23.5	101-229	.441	41-111	.369	71-80	.888	12	26	38	1.7	38	0	28	34	2	10	314	14.3
04	Macon, Daryl	22-20	566	25.7	84-193	.435	40-107	.374	83-93	.892	14	52	66	3.0	45	0	54	42	2	25	291	13.2
33	Kingsley, Moses	22-22	613	27.9	92-199	.462	5-10	.500	80-109	.734	47	127	174	7.9	60	2	32	48	57	16	269	12.2
00	Barford, Jaylen	22-16	520	23.6	96-208	.462	15-54	.278	36-56	.643	23	57	80	3.6	50	0	45	36	4	19	243	11.0
31	Beard, Anton	22-8	500	22.7	67-151	.444	24-60	.400	47-63	.746	23	31	54	2.5	48	1	48	27	0	22	205	9.3
21	Watkins, Manuale	22-12	459	20.9	52-97	.536	7-14	.500	15-25	.600	21	59	80	3.6	37	0	39	12	0	30	126	5.7
13	Thomas, Dustin	22-15	392	17.8	43-94	.457	1-2	.500	36-52	.692	30	59	89	4.0	69	3	26	19	4	12	123	5.6
05	Cook, Arlando	22-7	284	12.9	29-65	.446	0-0	.000	19-27	.704	21	33	54	2.5	41	1	11	18	9	10	77	3.5
23	Jones, CJ	15-0	118	7.9	17-35	.486	12-23	.522	5-7	.714	0	11	11	0.7	11	0	6	4	5	1	51	3.4
01	Thompson, Trey	22-0	265	12.0	19-30	.633	0-1	.000	13-19	.684	19	46	65	3.0	52	0	29	10	19	9	51	2.3
02	Bailey, Adrio	17-0	125	7.4	15-22	.682	0-0	.000	5-14	.357	10	19	29	1.7	19	0	7	10	4	7	35	2.1
12	Hazen, Brachen	11-0	37	3.4	1-5	.200	0-1	.000	1-4	.250	2	8	10	0.9	5	0	1	4	0	0	3	0.3
15	Holmes, Jonathan	4-0	5	1.3	0-3	.000	0-3	.000	0-0	.000	0	1	1	0.3	1	0	0	0	0	0	0	0.0
Team											42	28	70		1			2				
Total.....		22	4400		616-1331	.463	145-386	.376	411-549	.749	264	557	821	37.3	477	7	326	266	106	161	1788	81.3
Opponents.....		22	4400		546-1299	.420	165-489	.337	372-547	.680	272	508	780	35.5	447	-	288	292	69	113	1629	74.0

TEAM STATISTICS	AR	OPP	Date	Opponent		Score	Att.
SCORING	1788	1629	11/11/16	FORT WAYNE	w	92-83	13787
Points per game	81.3	74.0	11/14/16	SOUTHERN ILLINOIS	w	90-65	13308
Scoring margin	+7.2	-	11/18/16	UT ARLINGTON	w	71-67	13587
FIELD GOALS-ATT	616-1331	546-1299	11/22/16	at Minnesota	L	71-85	8997
Field goal pct	.463	.420	11/28/16	MOUNT ST. MARY'S	w	89-76	13321
3 POINT FG-ATT	145-386	165-489	12/01/16	STEPHEN F. AUSTIN	w	78-62	13358
3-point FG pct	.376	.337	12/03/16	AUSTIN PEAY	w	99-62	19483
3-pt FG made per game	6.6	7.5	12/06/16	HOUSTON	w	84-72	13455
FREE THROWS-ATT	411-549	372-547	12/10/16	NORTH FLORIDA	w	91-76	13700
Free throw pct	.749	.680	12/17/16	vs Texas	w	77-74	8777
F-Throws made per game	18.7	16.9	12/20/16	NORTH DAKOTA STATE	w	71-55	16006
REBOUNDS	821	780	12/22/16	vs Sam Houston State	w	90-56	12153
Rebounds per game	37.3	35.5	* 12/29/16	FLORIDA	L	72-81	20355
Rebounding margin	+1.9	-	* 01/03/17	at Tennessee	w	82-78	13002
ASSISTS	326	288	* 01/07/17	at Kentucky	L	71-97	24322
Assists per game	14.8	13.1	* 01/10/17	MISSISSIPPI STATE	L	78-84	15111
TURNOVERS	266	292	* 01/14/17	MISSOURI	w	92-73	15424
Turnovers per game	12.1	13.3	* 01/17/17	at Texas A&M	w	62-60	9474
Turnover margin	+1.2	-	* 01/21/17	LSU	w	99-86	16333
Assist/turnover ratio	1.2	1.0	* 01/24/17	at Vanderbilt	w	71-70	9408
STEALS	161	113	01/28/17	at Oklahoma State	L	71-99	13611
Steals per game	7.3	5.1	* 02/01/17	ALABAMA	w	87-68	14004
BLOCKS	106	69					
Blocks per game	4.8	3.1					
ATTENDANCE	211232	99744					
Home games-Avg/Game	14-15088	6-13136					
Neutral site-Avg/Game	-	2-10465					

* - Conference game







Score by Periods	1st	2nd	Totals
Arkansas	829	959	1788
Opponents	800	829	1629

RECORD:	OVERALL	HOME	AWAY	NEUTRAL
ALL GAMES	6-3	3-2	3-1	0-0
CONFERENCE	6-3	3-2	3-1	0-0
NON-CONFERENCE	0-0	0-0	0-0	0-0

#	Player	gp-gs	min	avg	Total		3-Point		F-Throw		Rebounds				pf	dq	a	to	blk	stl	pts	avg
					fg-fga	fg%	3fg-fga	3fg%	ft-fa	ft%	off	def	tot	avg								
04	Macon, Daryl	9-9	252	28.0	35-81	.432	20-48	.417	42-48	.875	5	22	27	3.0	19	0	18	17	1	5	132	14.7
33	Kingsley, Moses	9-9	267	29.7	43-93	.462	4-6	.667	34-51	.667	18	53	71	7.9	25	1	13	23	18	9	124	13.8
03	Hannahs, Dusty	9-3	213	23.7	40-89	.449	18-46	.391	24-27	.889	4	11	15	1.7	18	0	11	13	1	3	122	13.6
00	Barford, Jaylen	9-6	218	24.2	41-87	.471	5-21	.238	12-21	.571	13	25	38	4.2	22	0	17	11	0	4	99	11.0
31	Beard, Anton	9-5	229	25.4	29-60	.483	9-21	.429	19-27	.704	5	12	17	1.9	23	1	18	13	0	10	86	9.6
21	Watkins, Manuale	9-4	183	20.3	20-38	.526	6-12	.500	5-12	.417	9	21	30	3.3	16	0	12	5	0	9	51	5.7
05	Cook, Arlando	9-6	128	14.2	13-28	.464	0-0	.000	10-16	.625	10	18	28	3.1	22	1	6	7	2	3	36	4.0
13	Thomas, Dustin	9-3	143	15.9	11-29	.379	0-0	.000	7-14	.500	9	25	34	3.8	32	2	6	7	1	5	29	3.2
01	Thompson, Trey	9-0	112	12.4	7-10	.700	0-1	.000	6-8	.750	7	17	24	2.7	22	0	17	2	9	3	20	2.2
23	Jones, CJ	5-0	18	3.6	3-7	.429	2-5	.400	0-0	.000	0	1	1	0.2	2	0	0	0	0	1	8	1.6
02	Bailey, Adrio	6-0	31	5.2	3-4	.750	0-0	.000	1-3	.333	3	6	9	1.5	6	0	2	1	1	2	7	1.2
12	Hazen, Brachen	3-0	5	1.7	0-1	.000	0-0	.000	0-0	.000	0	1	1	0.3	0	0	0	0	0	0	0	0.0
15	Holmes, Jonathan	2-0	1	0.5	0-1	.000	0-1	.000	0-0	.000	0	0	0	0.0	1	0	0	0	0	0	0	0.0
Team											10	8	18					1				
Total.....		9	1800		245-528	.464	64-161	.398	160-227	.705	93	220	313	34.8	208	5	120	100	33	54	714	79.3
Opponents.....		9	1800		226-515	.439	68-200	.340	177-258	.686	109	220	329	36.6	182	-	120	113	30	46	697	77.4

TEAM STATISTICS	AR	OPP	Date	Opponent	Score	Att.
SCORING	714	697	* 12/29/16	FLORIDA	L 72-81	20355
Points per game	79.3	77.4	* 01/03/17	at Tennessee	w 82-78	13002
Scoring margin	+1.9	-	* 01/07/17	at Kentucky	L 71-97	24322
FIELD GOALS-ATT	245-528	226-515	* 01/10/17	MISSISSIPPI STATE	L 78-84	15111
Field goal pct	.464	.439	* 01/14/17	MISSOURI	w 92-73	15424
3 POINT FG-ATT	64-161	68-200	* 01/17/17	at Texas A&M	w 62-60	9474
3-point FG pct	.398	.340	* 01/21/17	LSU	w 99-86	16333
3-pt FG made per game	7.1	7.6	* 01/24/17	at Vanderbilt	w 71-70	9408
FREE THROWS-ATT	160-227	177-258	* 02/01/17	ALABAMA	w 87-68	14004
Free throw pct	.705	.686	* - Conference game			
F-Throws made per game	17.8	19.7				
REBOUNDS	313	329				
Rebounds per game	34.8	36.6				
Rebounding margin	-1.8	-				
ASSISTS	120	120				
Assists per game	13.3	13.3				
TURNOVERS	100	113				
Turnovers per game	11.1	12.6				
Turnover margin	+1.4	-				
Assist/turnover ratio	1.2	1.1				
STEALS	54	46				
Steals per game	6.0	5.1				
BLOCKS	33	30				
Blocks per game	3.7	3.3				
ATTENDANCE	81227	56206				
Home games-Avg/Game	5-16245	4-14052				
Neutral site-Avg/Game	-	0-0				

Score by Periods	1st	2nd	Totals
Arkansas	336	378	714
Opponents	326	371	697

0		JAYLEN BARFORD ■ JR ■ G ■ 6-3 ■ 202 Jackson, Tenn. ■ Motlow State CC	<table><tr><th>YEAR</th><th>GP/GS</th><th>PPG</th><th>APG</th><th>RPG</th><th>SPG</th><th>FG%</th><th>FT%</th></tr><tr><td>2016-17</td><td>22/16</td><td>11.0</td><td>2.0</td><td>3.6</td><td>0.9</td><td>.462</td><td>.643</td></tr><tr><td>Career</td><td>22/16</td><td>11.0</td><td>2.0</td><td>3.6</td><td>0.9</td><td>.462</td><td>.643</td></tr></table>	YEAR	GP/GS	PPG	APG	RPG	SPG	FG%	FT%	2016-17	22/16	11.0	2.0	3.6	0.9	.462	.643	Career	22/16	11.0	2.0	3.6	0.9	.462	.643	PLAYER NOTABLES: <ul style="list-style-type: none">Scored 9 straight points in 80 seconds against Alabama.Recorded a team and career-high 21 pts at Oklahoma State.Scored 10+ points in 16 of 22 games this season.	CAREER HIGHS PTS: 21 - Oklahoma State (1/28/17) AST: 4 - (3x) last vs. Alabama (2/1/17) REB: 6 - (3x) last vs. Missouri (1/14/17) STL: 3 - (2x) last vs. North Florida (12/10/16)
YEAR	GP/GS	PPG	APG	RPG	SPG	FG%	FT%																						
2016-17	22/16	11.0	2.0	3.6	0.9	.462	.643																						
Career	22/16	11.0	2.0	3.6	0.9	.462	.643																						
1		TREY THOMPSON ■ JR ■ F ■ 6-9 ■ 265 Madison, Ark. ■ Forrest City HS	<table><tr><th>YEAR</th><th>GP/GS</th><th>PPG</th><th>RPG</th><th>BPG</th><th>APG</th><th>FG%</th><th>FT%</th></tr><tr><td>2016-17</td><td>22/0</td><td>2.3</td><td>3.0</td><td>0.9</td><td>1.3</td><td>.633</td><td>.684</td></tr><tr><td>Career</td><td>65/1</td><td>2.2</td><td>3.0</td><td>0.7</td><td>1.0</td><td>.594</td><td>.604</td></tr></table>	YEAR	GP/GS	PPG	RPG	BPG	APG	FG%	FT%	2016-17	22/0	2.3	3.0	0.9	1.3	.633	.684	Career	65/1	2.2	3.0	0.7	1.0	.594	.604	PLAYER NOTABLES: <ul style="list-style-type: none">Has at least one rebound in all but one game this season.Second on the team with 19 blocks. Nine multi-block games.Went a perfect 6-6 from the field, scoring a career-high 13 points against LSU last year. (2/23/16).	CAREER HIGHS PTS: 13 - LSU (2/23/16) REB: 9 - Texas Tech (1/30/16) BLK: 4 - Texas Tech (1/30/16) AST: 5 - North Florida (12/22/15)
YEAR	GP/GS	PPG	RPG	BPG	APG	FG%	FT%																						
2016-17	22/0	2.3	3.0	0.9	1.3	.633	.684																						
Career	65/1	2.2	3.0	0.7	1.0	.594	.604																						
2		ADRIO BAILEY ■ FR ■ F ■ 6-6 ■ 204 Campti, La. ■ Lakeview HS	<table><tr><th>YEAR</th><th>GP/GS</th><th>PPG</th><th>RPG</th><th>BPG</th><th>APG</th><th>FG%</th><th>FT%</th></tr><tr><td>2016-17</td><td>17/0</td><td>2.1</td><td>1.7</td><td>0.2</td><td>0.4</td><td>.682</td><td>.357</td></tr><tr><td>Career</td><td>17/0</td><td>2.1</td><td>1.7</td><td>0.2</td><td>0.4</td><td>.682</td><td>.357</td></tr></table>	YEAR	GP/GS	PPG	RPG	BPG	APG	FG%	FT%	2016-17	17/0	2.1	1.7	0.2	0.4	.682	.357	Career	17/0	2.1	1.7	0.2	0.4	.682	.357	PLAYER NOTABLES: <ul style="list-style-type: none">Tallied 7 pts, 3 rebs and a monster alley-oop dunk in 11 minutes in a win over Alabama on Feb. 1.Scored a career-high 14 points, 7 rebounds, 2 assists and 2 blocks against Austin Peay.	CAREER HIGHS PTS: 14 - Austin Peay (12/3/16) REB: 7 - Austin Peay (12/3/16) BLK: 2 - Austin Peay (12/3/16) AST: 2 - Austin Peay (12/3/16)
YEAR	GP/GS	PPG	RPG	BPG	APG	FG%	FT%																						
2016-17	17/0	2.1	1.7	0.2	0.4	.682	.357																						
Career	17/0	2.1	1.7	0.2	0.4	.682	.357																						
3		DUSTY HANNAHS ■ SR ■ G ■ 6-3 ■ 210 Little Rock, Ark. ■ Texas Tech University	<table><tr><th>YEAR</th><th>GP/GS</th><th>PPG</th><th>APG</th><th>SPG</th><th>FG%</th><th>3FG%</th><th>FT%</th></tr><tr><td>2016-17</td><td>22/10</td><td>14.3</td><td>1.3</td><td>0.5</td><td>.441</td><td>.369</td><td>.888</td></tr><tr><td>Career</td><td>117/56</td><td>11.2</td><td>0.9</td><td>0.5</td><td>.426</td><td>.393</td><td>.880</td></tr></table>	YEAR	GP/GS	PPG	APG	SPG	FG%	3FG%	FT%	2016-17	22/10	14.3	1.3	0.5	.441	.369	.888	Career	117/56	11.2	0.9	0.5	.426	.393	.880	PLAYER NOTABLES: <ul style="list-style-type: none">T-2nd in the SEC in free throw percentage (.888).Is 58-of-64 (.906) from the FT line over the last 19+ games.Has scored 10+ points in 26 of the last 29 contests, dating back to last season.	CAREER HIGHS PTS: 33 - Florida (3/10/16) AST: 6 - at West Virginia (1/22/14) STL: 3 - (2x) last vs. Miss. St. (1/9/16) 3FGM: 8 - Miss. St. (1/9/16)
YEAR	GP/GS	PPG	APG	SPG	FG%	3FG%	FT%																						
2016-17	22/10	14.3	1.3	0.5	.441	.369	.888																						
Career	117/56	11.2	0.9	0.5	.426	.393	.880																						
4		DARYL MACON ■ JR ■ G ■ 6-3 ■ 185 Little Rock, Ark. ■ Holmes CC	<table><tr><th>YEAR</th><th>GP/GS</th><th>PPG</th><th>APG</th><th>SPG</th><th>FG%</th><th>3FG%</th><th>FT%</th></tr><tr><td>2016-17</td><td>22/20</td><td>13.2</td><td>2.5</td><td>1.1</td><td>.435</td><td>.374</td><td>.892</td></tr><tr><td>Career</td><td>22/20</td><td>13.2</td><td>2.5</td><td>1.1</td><td>.435</td><td>.374</td><td>.892</td></tr></table>	YEAR	GP/GS	PPG	APG	SPG	FG%	3FG%	FT%	2016-17	22/20	13.2	2.5	1.1	.435	.374	.892	Career	22/20	13.2	2.5	1.1	.435	.374	.892	PLAYER NOTABLES: <ul style="list-style-type: none">Leads the SEC in free throw percentage (.892).Has scored 12+ points in 17 of 22 games this season.Two 12+ made free throw performances this season. (14-of-14 vs. Texas; 12-of-13 at Tennessee)	CAREER HIGHS PTS: 23 - Texas (12/17/16) AST: 6 - Missouri (1/14/17) STL: 4 - Fort Wayne (11/11/16) 3FGM: 4 - (2x) last vs. Missouri (1/14/17)
YEAR	GP/GS	PPG	APG	SPG	FG%	3FG%	FT%																						
2016-17	22/20	13.2	2.5	1.1	.435	.374	.892																						
Career	22/20	13.2	2.5	1.1	.435	.374	.892																						
5		ARLANDO COOK ■ JR ■ F ■ 6-8 ■ 215 St. Louis, Mo. ■ Connors State College	<table><tr><th>YEAR</th><th>GP/GS</th><th>PPG</th><th>RPG</th><th>BPG</th><th>APG</th><th>FG%</th><th>FT%</th></tr><tr><td>2016-17</td><td>22/7</td><td>3.5</td><td>2.5</td><td>0.4</td><td>0.5</td><td>.446</td><td>.704</td></tr><tr><td>Career</td><td>22/7</td><td>3.5</td><td>2.5</td><td>0.4</td><td>0.5</td><td>.446</td><td>.704</td></tr></table>	YEAR	GP/GS	PPG	RPG	BPG	APG	FG%	FT%	2016-17	22/7	3.5	2.5	0.4	0.5	.446	.704	Career	22/7	3.5	2.5	0.4	0.5	.446	.704	PLAYER NOTABLES: <ul style="list-style-type: none">Has started seven of the last nine games.Has an offensive board in five straight games.Is shooting 53.8 percent (7-13) from the field in the last five SEC games.	CAREER HIGHS PTS: 9 - Southern Illinois (11/14/16) REB: 7 - at Texas A&M (1/17/17) BLK: 3 - (5x) last vs. Sam Houston State (12/20/16) AST: 2 - (3x) last vs. LSU (1/21/17)
YEAR	GP/GS	PPG	RPG	BPG	APG	FG%	FT%																						
2016-17	22/7	3.5	2.5	0.4	0.5	.446	.704																						
Career	22/7	3.5	2.5	0.4	0.5	.446	.704																						
12		BRACHEN HAZEN ■ FR ■ F ■ 6-8 ■ 195 Fort Wayne, Ind. ■ Columbia City HS	<table><tr><th>YEAR</th><th>GP/GS</th><th>PPG</th><th>APG</th><th>RPG</th><th>FG%</th><th>3FG%</th><th>FT%</th></tr><tr><td>2016-17</td><td>11/0</td><td>0.3</td><td>0.1</td><td>0.9</td><td>.200</td><td>.000</td><td>.250</td></tr><tr><td>Career</td><td>11/0</td><td>0.3</td><td>0.1</td><td>0.9</td><td>.200</td><td>.000</td><td>.250</td></tr></table>	YEAR	GP/GS	PPG	APG	RPG	FG%	3FG%	FT%	2016-17	11/0	0.3	0.1	0.9	.200	.000	.250	Career	11/0	0.3	0.1	0.9	.200	.000	.250	PLAYER NOTABLES: <ul style="list-style-type: none">Had a tip-in off an offensive rebound vs. Austin Peay.Ranked as the No. 7 player in the state of Indiana.Had five rebounds in seven minutes of action against Sam Houston State in North Little Rock.	CAREER HIGHS PTS: 2 - Austin Peay (12/3/16) AST: 1 - Sam Houston State (12/22/16) REB: 5 - Sam Houston State (12/22/16) 3FGM: --
YEAR	GP/GS	PPG	APG	RPG	FG%	3FG%	FT%																						
2016-17	11/0	0.3	0.1	0.9	.200	.000	.250																						
Career	11/0	0.3	0.1	0.9	.200	.000	.250																						
13		DUSTIN THOMAS ■ R-JR ■ F ■ 6-8 ■ 225 Texarkana, Texas ■ University of Colorado	<table><tr><th>YEAR</th><th>GP/GS</th><th>PPG</th><th>RPG</th><th>BPG</th><th>SPG</th><th>FG%</th><th>FT%</th></tr><tr><td>2016-17</td><td>22/15</td><td>5.6</td><td>4.0</td><td>0.2</td><td>0.5</td><td>.457</td><td>.692</td></tr><tr><td>Career</td><td>89/32</td><td>4.4</td><td>2.9</td><td>0.2</td><td>0.3</td><td>.438</td><td>.639</td></tr></table>	YEAR	GP/GS	PPG	RPG	BPG	SPG	FG%	FT%	2016-17	22/15	5.6	4.0	0.2	0.5	.457	.692	Career	89/32	4.4	2.9	0.2	0.3	.438	.639	PLAYER NOTABLES: <ul style="list-style-type: none">Has scored 8+ points in eight games this season.Recorded 10 pts and 6 rbs in his first start as a Razorback.Had seven first half rebounds against Sam Houston State.Sat out last season after transferring from Colorado.	CAREER HIGHS PTS: 17 - USC (1/4/15) REB: 8 - North Florida (12/10/16) BLK: 2 - (2x) last vs. California (2/12/15) STL: 3 - USC (1/4/15)
YEAR	GP/GS	PPG	RPG	BPG	SPG	FG%	FT%																						
2016-17	22/15	5.6	4.0	0.2	0.5	.457	.692																						
Career	89/32	4.4	2.9	0.2	0.3	.438	.639																						
21		MANUALE WATKINS ■ SR ■ G ■ 6-3 ■ 222 Fayetteville, Ark. ■ Fayetteville HS	<table><tr><th>YEAR</th><th>GP/GS</th><th>PPG</th><th>APG</th><th>RPG</th><th>SPG</th><th>FG%</th><th>FT%</th></tr><tr><td>2016-17</td><td>22/12</td><td>5.7</td><td>1.7</td><td>3.6</td><td>1.4</td><td>.536</td><td>.600</td></tr><tr><td>Career</td><td>98/21</td><td>3.9</td><td>1.5</td><td>2.6</td><td>1.0</td><td>.514</td><td>.598</td></tr></table>	YEAR	GP/GS	PPG	APG	RPG	SPG	FG%	FT%	2016-17	22/12	5.7	1.7	3.6	1.4	.536	.600	Career	98/21	3.9	1.5	2.6	1.0	.514	.598	PLAYER NOTABLES: <ul style="list-style-type: none">Has 12 TO's in 459 mins. of action or 1.0 TO every 38.3 mins.Leads the team with 30 steals.T-3rd on the team in rebounding, averaging 3.6 rebounds per game.	CAREER HIGHS PTS: 14 - (2x) last at Wake Forest (12/4/15) AST: 5 - (2x) last vs. Northwestern St. (12/1/15) REB: 9 - Northwestern St. (12/1/15) STL: 5 - Wake Forest (11/19/14)
YEAR	GP/GS	PPG	APG	RPG	SPG	FG%	FT%																						
2016-17	22/12	5.7	1.7	3.6	1.4	.536	.600																						
Career	98/21	3.9	1.5	2.6	1.0	.514	.598																						
23		C.J. JONES ■ FR ■ G ■ 6-5 ■ 175 Birmingham, Ala. ■ Central Park Christian	<table><tr><th>YEAR</th><th>GP/GS</th><th>PPG</th><th>APG</th><th>SPG</th><th>FG%</th><th>3FG%</th><th>FT%</th></tr><tr><td>2016-17</td><td>15/0</td><td>3.4</td><td>0.4</td><td>0.1</td><td>.486</td><td>.522</td><td>.714</td></tr><tr><td>Career</td><td>15/0</td><td>3.4</td><td>0.4</td><td>0.1</td><td>.486</td><td>.522</td><td>.714</td></tr></table>	YEAR	GP/GS	PPG	APG	SPG	FG%	3FG%	FT%	2016-17	15/0	3.4	0.4	0.1	.486	.522	.714	Career	15/0	3.4	0.4	0.1	.486	.522	.714	PLAYER NOTABLES: <ul style="list-style-type: none">36 of his 51 points this season have come from three's.Averaged 28 ppg, 6 rpg, 4 apg and 3 spg as a senior.Had 11 points vs. Austin Peay on 4-of-6 shooting, 3-of-4 from behind the arc. Is shooting 50.0 percent from the field.	CAREER HIGHS PTS: 11 - (2x) last vs. Austin Peay (12/3/16) AST: 2 - Austin Peay (12/3/16) STL: 1 - Missouri (1/14/17) 3FGM: 3 - Austin Peay (12/3/16)
YEAR	GP/GS	PPG	APG	SPG	FG%	3FG%	FT%																						
2016-17	15/0	3.4	0.4	0.1	.486	.522	.714																						
Career	15/0	3.4	0.4	0.1	.486	.522	.714																						
31		ANTON BEARD ■ JR ■ G ■ 6-0 ■ 198 North Little Rock, Ark. ■ North Little Rock HS	<table><tr><th>YEAR</th><th>GP/GS</th><th>PPG</th><th>APG</th><th>SPG</th><th>FG%</th><th>3FG%</th><th>FT%</th></tr><tr><td>2016-17</td><td>22/8</td><td>9.3</td><td>2.2</td><td>1.0</td><td>.444</td><td>.400</td><td>.746</td></tr><tr><td>Career</td><td>80/25</td><td>7.0</td><td>1.8</td><td>1.0</td><td>.390</td><td>.346</td><td>.681</td></tr></table>	YEAR	GP/GS	PPG	APG	SPG	FG%	3FG%	FT%	2016-17	22/8	9.3	2.2	1.0	.444	.400	.746	Career	80/25	7.0	1.8	1.0	.390	.346	.681	PLAYER NOTABLES: <ul style="list-style-type: none">Pulled down multiple rebounds in six of the last seven games.Has multiple assists in 14 games this year.Scored 10+ points in nine of the last 12 games.Had 7 dimes against LSU, most by a Razorback this year.	CAREER HIGHS PTS: 18 - at Georgia (1/23/16) AST: 7 - LSU (1/21/17) STL: 5 - Milwaukee (12/22/14) 3FGM: 4 - at Ole Miss (2/14/15)
YEAR	GP/GS	PPG	APG	SPG	FG%	3FG%	FT%																						
2016-17	22/8	9.3	2.2	1.0	.444	.400	.746																						
Career	80/25	7.0	1.8	1.0	.390	.346	.681																						
33		MOSES KINGSLEY ■ SR ■ F ■ 6-10 ■ 230 Abuja, Nigeria ■ Huntington Prep (W.Va.)	<table><tr><th>YEAR</th><th>GP/GS</th><th>PPG</th><th>RPG</th><th>BPG</th><th>SPG</th><th>FG%</th><th>FT%</th></tr><tr><td>2016-17</td><td>22/22</td><td>12.2</td><td>7.9</td><td>2.6</td><td>0.7</td><td>.462</td><td>.734</td></tr><tr><td>Career</td><td>122/57</td><td>8.5</td><td>5.5</td><td>1.8</td><td>0.7</td><td>.513</td><td>.661</td></tr></table>	YEAR	GP/GS	PPG	RPG	BPG	SPG	FG%	FT%	2016-17	22/22	12.2	7.9	2.6	0.7	.462	.734	Career	122/57	8.5	5.5	1.8	0.7	.513	.661	PLAYER NOTABLES: <ul style="list-style-type: none">Is second in the SEC in career double-doubles with 21.Is 16th in the country with 2.59 blocks per game.Named to the Wooden Award Watch List.Has 3+ blocks in 11 games this season.	CAREER HIGHS PTS: 26 - at Dayton (12/30/15) REB: 14 - (3x) last vs. #25 Florida (12/29/16) BLK: 8 - Tennessee Tech (12/12/15) STL: 4 - Auburn (2/17/16)
YEAR	GP/GS	PPG	RPG	BPG	SPG	FG%	FT%																						
2016-17	22/22	12.2	7.9	2.6	0.7	.462	.734																						
Career	122/57	8.5	5.5	1.8	0.7	.513	.661																						
HC		 1980-82 - Student-Athlete  1982-85 - Volunteer Assistant  1985-89 - Volunteer Assistant 1989-00 - Assistant Coach 2000-02 - Assistant Head Coach  2002-06 - Head Coach 89-41 (.680)  2006-11 - Head Coach 111-57 (.660)  2011-Present - Head Coach 119-69 (.633)																											